



2016

# Ontario Hybrid Corn Performance Trials

Data collected 2015-2016

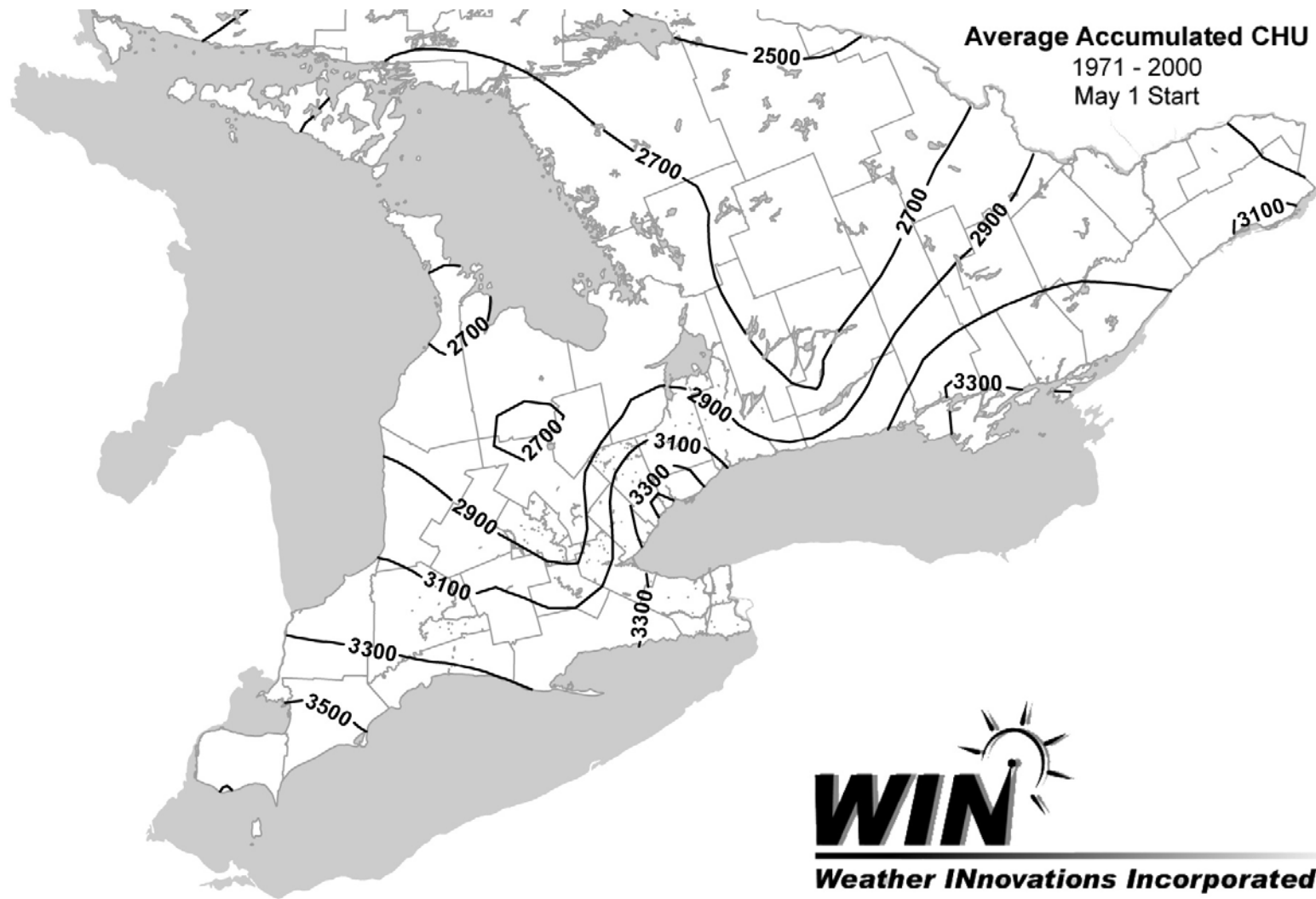
Conducted by the Ontario Corn Committee . [www.gocorn.net](http://www.gocorn.net)

---

Go to [www.GoCorn.net](http://www.GoCorn.net)

PDF files of this report  
Sortable on-line tables  
Yield x Moisture Content

## Heat Units Available for Corn Production in Ontario



**Notes:** Corn Heat Unit ratings for all areas of the province are based on the average heat unit accumulation for the period from May 1 to the date in the fall when the long-term average daily temperature falls below 12°C or an occurrence of -2°C, whichever comes first.

## **ONTARIO CORN COMMITTEE**

The ONTARIO CORN COMMITTEE is made up of representatives of Agriculture and Agri Food Canada, the Ontario Ministry of Agriculture and Food, the University of Guelph, the Ontario Soil and Crop Improvement Association, the Grain Farmers of Ontario, the Seed Corn Growers of Ontario and the Canadian Seed Trade Association. Tests are conducted each year by the following cooperating agencies: Ridgetown Campus, University of Guelph, Ridgetown; Plant Agriculture Department, University of Guelph; Kemptville Campus, University of Guelph, Kemptville; Kent Ag Research Inc., and Agriculture and Agri-Food Canada at Ottawa.

## **TESTING METHODS**

Hybrids entered in the Hybrid Corn Performance Trials are selected by the seed companies. A testing fee is charged per hybrid per replication. A hybrid must be entered in all trials within a table.

In each trial, hybrids are replicated in a suitable experimental design. Trials are machine planted with an excess of seed and thinned at an early growth stage to obtain a uniform population. A row width of 30 inches is used in all trials. Plots consist of four rows of which the middle two rows are harvested for yield. Fertilizer rates may be higher than those recommended by OMAF to compensate for any variability in soil nutrient supply.

Most of the hybrids entered in the trials were treated with a seed treatment to control soil insects. Hybrids that were not treated with are not identified in the report. There was no significant damage from soil insects at any of the locations.

To determine the percentage of lodged plant, a count is made, immediately before harvest, of all plants broken below the ear and all plants which are leaning such that the ear is in the adjacent row or is otherwise unharvestable.

The moisture percentage of the grain is measured at harvest time. The weight of grain harvested from each plot is determined and the yield of shelled corn is calculated at 15% moisture. Test weights are recorded either during harvest, using combine-mounted monitoring equipment, or in the laboratory, using procedures recommended by the Canada Grain Commission.

## **DUPLICATION OF THIS REPORT:**

This report may be reproduced in its entirety provided that due credit is given to The Ontario Corn Committee and provided that neither the content nor the appearance of the report is altered. Tables may be reproduced provided that the entire table, with accompanying notes, is included.

For further information, contact  
The Secretary, Ontario Corn Committee,  
109 Maple Ridge Road, R. R. # 2,  
Owen Sound, Ontario N4K 5N4.

## INTERPRETATION OF RESULTS

**Index** - The index in the tables indicates a percent of the average of all hybrids included in the trial(s). Index figures above 100 reflect the percentage by which a hybrid is above the average, whereas index figures below 100 show the percent below average. Small differences in index (i.e. less than the LSD shown at the bottom of the table) are not significant. When a hybrid consistently has a higher index over two years, this difference is probably real and should be considered when choosing a hybrid.

Hybrid selection should be based on the most data available. Greater emphasis should be put on averages from several locations and years because these provide a more accurate prediction of future performance than do single location results.

The average yield for each table is given in bushels per acre. You can calculate the actual yield for a hybrid by multiplying the average yield times its yield index and dividing by 100.

The average test weight is given in kg/hl (kilograms per hectoliter). You can calculate the actual test weight of a hybrid by multiplying the average test weight times its test weight index and dividing by 100.

Within each table, hybrids are identified by brand and/or hybrid number or name. Hybrids are listed in approximate order of maturity based on heat unit ratings provided by the companies.

**Corn Heat Units** - Ratings for all areas of the province are based on the average heat unit accumulation for the period from May 1 to the date in the fall when the long-term average daily temperature falls below 12° C or an occurrence of -2° C, whichever comes first. Hybrid heat unit ratings have been assigned by the sponsoring company.

**% Lodging** - "Lodged Plants" includes plants with stalks that are broken below the ear and plants leaning such that the ear is in the adjacent row or otherwise unharvestable. Because all hybrids in a trial are harvested on the same date, the early hybrids within each table tend to show a greater amount of stalk breakage than do later hybrids. Stalk strength should be compared only with hybrids of the same maturity.

**% Moisture** - The accuracy of moisture measurement decreases as moisture content increases. Results for hybrids with very high moisture contents should be interpreted with caution.

**LSD (0.10)** - The LSD is a measure of variability within the trial. There is a ninety percent probability that yield indices that differ by an amount greater than the LSD are different. Yield indices that differ by an amount less than or equal to the LSD should be considered to be equal.

**Managing Bt Corn** - When using Bt corn, it is imperative that a refuge area of non-Bt corn be planted near the Bt corn to reduce the risk of developing insect resistance to Bt. A list of potential refuge hybrids and information related to the practices that must be followed to comply with current regulations can be obtained from the Canadian Corn Refuge Hybrid Selector at [www.refugeselector.ca](http://www.refugeselector.ca)

Hybrids identified with an "O" in the Notes column are available with a refuge hybrid included.

## Explanation of Codes for Special Genetic Traits

Code	Trait
<b>B</b>	Resistant to corn borer
<b>D</b>	Resistant to Corn Rootworm
<b>L</b>	Tolerant to Liberty Herbicide
<b>R</b>	Tolerant to glyphosate
<b>W</b>	Resistant to Western Bean Cutworm
<b>O</b>	Available with Refuge Included

### Notes:

The Ontario Corn Committee does not assess hybrids for Special Genetic Traits. Hybrid descriptions are based on information received from corn companies, as of November 18, 2016. Although the Ontario Corn Committee believes the information contained in this report to be accurate, growers are strongly urged to consult dealers of the respective hybrids and products, before making purchasing or management decisions. All hybrids included in this report have been fully approved for food and feed use in Canada and the United States. However, a number have not been approved for use in the European Union. Corn harvested from these non-EU approved hybrids must be delivered to a market that will not ship the grain or its processed products to Europe. For more information, contact your seed supplier. Information regarding the genetic traits carried by all commercially available hybrids and their acceptability for export can also be obtained from the Canadian Seed Trade Association's "List of Corn Hybrids Commercially Available in Canada" at <http://cdnseed.org/list-of-corn-hybrids>

## Seed Corn Dealers

Brand or Identification	Company	Address of Canadian Sponsor	Telephone
Country Farm	Country Farm Seeds Ltd.	Box 790, Blenheim, ON N0P 1A0	1-800-449-3990
DEKALB	Monsanto Canada Inc.	900 - One Research Road, Winnipeg, MB R3T 6E3	1-800-667-4944
Dow Seeds	Dow AgroSciences Canada Inc.	P.O. Box 1090, 5 Hyland Dr., Blenheim, ON N0P 1A0	1-800-265-7403
Elite	La Coop federee	9001, Blvd. de L'Acadie, Montreal, QC H4N 3H7	1-514-384-6450
Horizon	Horizon Seeds Canada Inc.	531 Bostwick Rd., Courtland, ON N0J 1E0	1-519-842-5538
Legend Seeds	Sevita International	11451 Cameron Rd., Inkerman, ON K0E 1J0	1-613-989-3000
Maizex	Maizex Seeds Inc.	4488 Mint Line, R.R.#2, Tilbury, ON N0P 2L0	1-877-682-1720
NK Brand	Syngenta Seeds Inc.	15910 Medway Rd., R.R.#1, Arva, ON N0M 1C0	1-800-756-SEED
PICKSEED	DLF Pickseed Canada Inc.	1 Greenfield Road, Lindsay, ON K9V 4S3	1-705-878-9240
Pioneer	Pioneer Hi-Bred Limited	Box 730, 7398 Queens Line, Chatham, ON N7M 5L1	1-800-265-9435
PRIDE Seeds	AgReliant Genetics Inc.	P. O. Box 1088, 6836 Pain Court Line, Chatham, ON N7M 5L6	1-519-354-3210

## 2016 Trial Locations and General Information - Ontario Hybrid Corn Performance Trials

Location	See Table Number	Heat Unit Rating	5 Year Heat Unit Average <sup>1</sup>	2016 CHU Total <sup>2</sup>	Soil Type	Co-operator	Final plants per acre <sup>3</sup>	Date planted <sup>4</sup>	Date Harvested
Orangeville	1	2700	2816	3107	Sandy Loam	Woodrill Farms Ltd	32000	May 03	Nov 09
Dundalk	1	2600	N/A	2733	Sandy Loam	Leo Blydorp	32000	May 11	Nov 07
Elora	2	2800	2895	3146	Silt Loam	University of Guelph	32000	May 06	Oct 13
Lindsay	2	2800	N/A	2613	Clay Loam	Ed Bagshaw	32500	May 20	Nov 09
Wingham	2	2800	N/A	3175	Silt Loam	Rob Warwick	32000	May 04	Nov 02
Ottawa	3	3000	N/A	3200	Sandy loam	Agriculture and Agri-Food Canada	32000	May 11	Oct 13
Winchester	3	3000	N/A	3146	Silt loam	University of Guelph - Winchester	32000	May 04	Nov 01
Waterloo	3	2900	2966	3246	Sandy Loam	Rosendale Farms Ltd	32000	May 04	Oct 14
Blyth	3	3000	2989	3189	Silt Loam	Peter Heinrich	32000	May 06	Nov 04
Exeter	4	3050	2958	3141	Silt Loam	Cliff Hicks	32000	May 24	Nov 01
Ilderton	4	3100	3099	3361	Silt Loam	John Walls	32000	May 10	Nov 01
Woodstock	4	3150	3036	3283	Loam	University of Guelph	32000	May 10	Oct 31
Belmont	4	3250	3034	3437	Silt Loam	Claire Hooker	32000	May 12	Oct 28
Ridgetown	5	3450	N/A	3664	Loam	University of Guelph- Ridgetown	32000	May 06	Oct 20
Tilbury	5	3650	3456	3635	Silt Loam	Cam Sullivan	32000	May 19	Oct 25
Dresden	5	3600	N/A	3582	Sandy Loam	Brent McFadden	32000	May 09	Oct 24

### Notes:

1 Average total heat unit accumulation 2011 - 2015, inclusive.

2 Total heat unit accumulation at location from day of planting to either occurrence of killing frost ( -2 C) or 30-year average end-of-season date.

3 These populations may not be suitable for your farm.

4 All trials planted in 30 inch row widths.

## 2016 Ontario Hybrid Corn Performance Trial Management Information

Location	Table	Previous Crop	Tillage		Soil Test Ratings			Fertilizer Applications			Herbicide or Pesticide Applications				Rainfall (mm)					
			Fall	Spring	P	K	pH	N	P2O5	K2O	Product	Rate	Date	Method	May	Jun	Jul	Aug	Sep	Total
Orangeville	1	Potatoes	disk	cultivator	MR	MR	6.6	148	40	110	Roundup Transorb HC	1.7 l/ha	Apr 20	ppi	37	35	67	88	40	267
											Primextra	3.0 l/ha	Apr 20	ppi						
											Callisto	0.3 l/ha	May 17	pre						
Dundalk	1	Barley	none	Cultivator	MR	HR	7.5	150	135	135	Primextra	4.0 l/ha	May 17	pre	47	45	65	73	35	265
											Callisto	0.3 l/ha	May 17	pre						
Elora	2	Wheat	disk ripper	Cultivator	LR	RR	7.5	160	40	40	Primextra	4.0 l/ha	May 17	pre	57	37	71	171	64	400
											Callisto	0.3 l/ha	May 17	pre						
Lindsay	2	Soybean	None	RTS x 2	MR	HR	7.4	180	80	100	Primextra	3.5 l/ha	May 21	pre	3	33	22	39	54	151
											Callisto	0.3 l/ha	May 21	pre						
											Accent	33 g/ha	Jun 10	post						
Wingham	2	Winter wheat	N/A	2x cultivate				196	100	105	Marksman	4.5 L/ha	Apr 25	pre	53	41	42	156	56	348
											Roundup Weathermax	2 L/ha	Apr 25	pre						
											Peak	13.3 g/ha	Jun 14							
											Banvel II	0.3 L/ha	Jun 14							
											Accent	33.4 g/ha	Jun 14							
											Agral 90	0.2% V/V	Jun 14							
Ottawa	3	Soybeans	Soil save	Disk/mulch finisher	HR	HR	7.3	150	20	0	Primextra II Magnum	3 L/ha	May 10	ppi	10	50	77	104	27	268
											Callisto	0.3 L/ha	May 10	ppi						
											Ultim 75DF	33.7 g/ha	Jun 14	post						
											Distinct	285 g/ha	Jun 14	post						
Winchester	3	soybean	rototiller	cultivator				255			Dual II Magnum	1.75 L/ha	May 04	ppi						N/A
											Accent	33 g/ha	Jun 10	post						
Waterloo	3	Wheat	Chisel	Cultivator	RR	RR	7.1	170	60	120	Primextra	3.5 l/ha	Apr 26	ppi	44	45	97	148	48	382
											Callisto	0.3 l/ha	May 25	post						
Blyth	3	Soybean	None	Strip-till				193	157	145	Primextra 2 Magnum	3.5 L/ha	May 18	pre	44	55	72	188	52	411
											Callisto	0.3 L/ha	May 18	pre						
											Peak	13.3 g/ha	Jun 14	post						
											Banvel II	0.3 L/ha	Jun 14	post						
											Accent	33.4 g/ha	Jun 14	post						
											Agral 90	0.2% V/V	Jun 14	post						
Exeter	4	Winter wheat with Red Clover	Mouldboard plow	Cultivate 2x							Frontier	0.3 L/ha	Aug 20	pre	72	37	135	174	36	454
											Marksman	4.5 L/ha	May 20	pre						
											Peak	13.3 g/ha	Jun 16	post						
											Banvel II	0.3 L/ha	Jul 16	post						
Ilderton	4	Winter wheat	Chisel plow	Cultivate				197	134	255	Primextra 2 Magnum	3.5 L/ha	Apr 20	pre	45	51	79	135	34	344
											Callisto	0.3 L/ha	Apr 20	pre						
Woodstock	4	Wheat	Chisel	Cultivator	LR	MR	7.1	180	90	120	Primextra	4.0 l/ha	May 09	ppi	39	38	60	165	67	369
											Broadstrike RC	62.5 g/ha	May 09	ppi						
											Callisto	0.3 l/ha	Jun 10	post						
											Accent	33 g/ha	Jun 10	post						
Belmont	4	Soybeans	None	Cultivate	LR	RR	5.8	149	53	27	Primextra	1.5 L/ac	May 02	ppi	33	53	93	129	78	386
											Pardner	0.4 L/ac	Jun 01	post						
Ridgetown	5	Soybeans	Chisel Plow	Cultivate	RR	MR	5.7	187	54	24	Primextra	1.4 L/ac	May 17	post	39	59	95	77	99	369
											Callisto	0.12 L/ac	May 17	post						
Tilbury	5	Soybeans	None	Cultivate	MR	RR	7.6	150	53	27	Primextra	1.4 L/ac	May 24	post	54	30	128	172	95	479
											Callisto	0.12 L/ac	May 24	post						
Dresden	5	Soybeans	Chisel Plow	Cultivate	MR	MR	7.1	146	54	24	Primextra	1.4 L/ac	May 18	post	70	34	137	186	98	525
											Callisto	0.12 L/ac	May 18	post						

**Table 1: Orangeville, Dundalk**

**2016 Ontario Hybrid Corn Performance Trials - Conducted by the Ontario Corn Committee**

CHU	Brand and/or Hybrid		Notes	2015-2016 averages <sup>1</sup>				2016 averages <sup>2</sup>				Results of 2016 Performance Trials					
				average of 4 trials				average of 2 trials				DUNDALK			ORANGEVILLE		
				Yield Index	Moist %	Ldg %	Test Wt Index	Yield Index	Moist %	Ldg %	Test Wt Index	Yield Index	Moist %	Ldg %	Yield Index	Moist %	Ldg %
2225	Pioneer	P7632AM	W B R L O					85	20.7	0	101	86	20.6	1	83	20.8	0
2300	Legend Seeds	LR 9473 RR	R					89	19.8	1	102	97	20.3	3	79	19.3	0
2300	Legend Seeds	LR 9574 GT	R	84	22.0	1	99	86	20.9	1	98	77	20.6	1	99	21.1	0
2300	Maizex	MZ 1624DBR	B R O	94	22.3	0	103	92	20.4	0	103	95	20.2	0	89	20.6	1
2300	Maizex	MZ 1633DBR	B R O	97	22.1	0	103	94	20.3	0	103	98	20.6	0	88	19.9	0
2325	Legend Seeds	LR 9474 VT2PRIB	B R O	88	22.1	1	103	90	20.2	0	103	94	20.7	0	85	19.6	0
2400	Dow Seeds	DS80A27RA	W B D R L O					92	20.4	0	99	91	19.8	0	94	21.0	0
2400	Legend Seeds	LR 9676 VT2PRIB	B R O	89	22.6	1	104	89	20.4	0	105	89	20.5	1	90	20.4	0
2425	Legend Seeds	LR 9579 RR	R	95	23.1	0	100	89	20.4	0	101	93	20.3	0	83	20.6	0
2450	Maizex	MZ 2311DBR	B R O	97	23.9	0	101	95	21.9	0	101	99	21.4	0	88	22.4	0
2475	PRIDE Seeds	A5095G2 RIB	B R O	96	23.7	0	101	93	21.5	0	102	101	21.4	0	82	21.6	0
2500	Country Farm	CF182	R	87	22.6	1	103	86	21.1	1	103	90	20.9	1	81	21.4	1
2500	Country Farm	CF186	W B R O	86	22.9	1	104	81	21.0	1	104	82	21.2	1	80	20.8	1
2500	DEKALB	DKC33-78RIB	B R O	98	23.2	0	102	97	20.8	0	103	98	20.8	0	95	20.8	0
2500	Maizex	MZ 2495DBR	B R					101	22.3	0	102	102	22.2	0	99	22.3	1
2500	NK Brand	N15T-3110	W B R L	100	23.8	0	102	96	22.4	0	101	100	22.5	0	89	22.3	0
2500	PICKSEED	PS 2520VT2P RIB	B R O	100	23.0	1	100	97	21.6	0	101	101	20.9	0	90	22.3	0
2500	Pioneer	P8387AM	W B R L O	104	22.6	0	100	101	20.8	0	101	103	20.5	0	97	21.1	0
2500	PRIDE Seeds	A5151G2 RIB	B R O	104	23.4	1	99	105	21.4	1	100	99	21.8	1	114	21.1	1
2525	Dow Seeds	8166RA	W B D R L O	95	23.1	0	100	97	21.4	0	102	94	22.2	1	101	20.6	0
2550	Country Farm	CF190						91	20.8	0	102	93	21.3	0	89	20.4	0
2550	Country Farm	CF192	R					92	21.2	0	101	92	21.4	0	91	21.0	0
2550	DEKALB	DKC34-57RIB	B R O					107	22.4	1	100	110	22.1	1	102	22.7	1
2550	Maizex	MZ 211X		105	23.5	1	99	109	21.9	0	98	102	22.3	1	119	21.6	0
2550	Maizex	MZ 2333DBR	B R O	100	23.3	0	99	97	21.0	0	101	98	21.2	0	95	20.8	1
2550	Pioneer	P8542AM	W B R L O	104	24.1	0	100	105	21.7	0	101	107	21.1	0	102	22.2	0
2550	Pioneer	P8542AMX	W B D R L O	97	22.8	0	100	96	20.8	0	101	97	20.6	0	94	20.9	0
2575	Legend Seeds	LS 5082 Conv.						97	21.6	1	99	93	21.5	1	105	21.8	1
2575	PICKSEED	PS 2552RR	R	107	24.8	2	98	105	22.9	4	98	103	22.8	0	108	23.0	7
2600	DEKALB	DKC35-88RIB	B R O					98	21.4	0	101	100	21.3	0	95	21.5	0
2600	Dow Seeds	DS84J77RA	W B D R L O					101	22.2	0	97	95	22.6	0	108	21.7	0
2600	Legend Seeds	LR 9583 VT2PRIB	B R O					101	21.0	0	100	97	21.3	1	108	20.8	0
2600	PRIDE Seeds	A5225G2 RIB	B R O	106	24.4	0	99	104	20.8	0	101	97	20.9	0	115	20.8	0
2625	NK Brand	N18Q 3011A	B D R L	106	23.8	0	99	110	22.1	0	100	110	22.5	0	109	21.8	0
2625	PICKSEED	PS 2648GSX RIB	W B D R L O					103	22.2	0	98	98	22.2	0	110	22.1	0
2625	PICKSEED	PS 2676VT2P RIB	B R O	98	24.3	1	99	96	21.7	1	99	96	21.1	1	94	22.2	2



**Table 1: Orangeville, Dundalk**

**2016 Ontario Hybrid Corn Performance Trials - Conducted by the Ontario Corn Committee**

CHU	Brand and/or Hybrid		Notes	2015-2016 averages <sup>1</sup>				2016 averages <sup>2</sup>				Results of 2016 Performance Trials					
				average of 4 trials				average of 2 trials				DUNDALK			ORANGEVILLE		
				Yield Index	Moist %	Ldg %	Test Wt Index	Yield Index	Moist %	Ldg %	Test Wt Index	Yield Index	Moist %	Ldg %	Yield Index	Moist %	Ldg %
2650	DEKALB	DKC37-93RIB	B R O					<b>107</b>	<b>21.9</b>	<b>0</b>	<b>99</b>	111	21.7	0	101	22.1	0
2650	Horizon	HZ 2852	B R L					<b>111</b>	<b>23.1</b>	<b>0</b>	<b>97</b>	109	23.5	1	114	22.6	0
2650	NK Brand	N19D 3110	W B R L	<b>107</b>	<b>24.8</b>	<b>1</b>	<b>99</b>	<b>111</b>	<b>21.8</b>	<b>0</b>	<b>100</b>	104	21.9	1	121	21.8	0
2650	Pioneer	P9188AM	W B R L O	<b>109</b>	<b>26.6</b>	<b>0</b>	<b>98</b>	<b>105</b>	<b>22.8</b>	<b>1</b>	<b>100</b>	100	22.1	0	113	23.5	1
2650	PRIDE Seeds	A5433G3 RIB	B D R O	<b>103</b>	<b>24.3</b>	<b>0</b>	<b>99</b>	<b>101</b>	<b>21.9</b>	<b>0</b>	<b>100</b>	97	22.7	1	106	21.0	0
2675	Country Farm	CF266	R	<b>103</b>	<b>23.9</b>	<b>0</b>	<b>98</b>	<b>101</b>	<b>21.4</b>	<b>0</b>	<b>99</b>	98	21.7	0	105	21.1	1
2675	DEKALB	DKC38-03RIB	B R O					<b>112</b>	<b>23.2</b>	<b>0</b>	<b>98</b>	108	23.0	0	117	23.4	1
2675	DEKALB	DKC38-55RIB	B R O					<b>112</b>	<b>22.1</b>	<b>2</b>	<b>96</b>	115	21.8	0	107	22.4	3
2675	PICKSEED	PS 2750RR	R	<b>106</b>	<b>24.7</b>	<b>0</b>	<b>98</b>	<b>102</b>	<b>22.2</b>	<b>0</b>	<b>98</b>	<b>105</b>	<b>21.8</b>	<b>0</b>	<b>99</b>	<b>22.6</b>	<b>1</b>
2675	PICKSEED	PS 2790						<b>106</b>	<b>23.0</b>	<b>1</b>	<b>97</b>	<b>106</b>	<b>23.2</b>	<b>1</b>	<b>105</b>	<b>22.8</b>	<b>1</b>
2675	Pioneer	P9224AM	W B R L O	<b>103</b>	<b>25.1</b>	<b>1</b>	<b>98</b>	<b>101</b>	<b>23.0</b>	<b>0</b>	<b>100</b>	103	23.1	1	98	22.9	0
2700	DEKALB	DKC39-97RIB	W B D R L O					<b>106</b>	<b>22.6</b>	<b>0</b>	<b>99</b>	106	23.0	0	106	22.1	0
2700	Horizon	HZ 797GT	R	<b>112</b>	<b>26.0</b>	<b>1</b>	<b>96</b>	<b>115</b>	<b>22.8</b>	<b>1</b>	<b>96</b>	118	22.9	1	112	22.6	2
2700	Maizex	MZ 2810DBR	B R O	<b>101</b>	<b>25.5</b>	<b>1</b>	<b>98</b>	<b>98</b>	<b>23.4</b>	<b>1</b>	<b>99</b>	102	23.5	0	93	23.2	2
2700	Pioneer	P9188AMX	W B D R L O	<b>108</b>	<b>25.9</b>	<b>0</b>	<b>99</b>	<b>108</b>	<b>21.8</b>	<b>0</b>	<b>100</b>	107	21.8	0	109	21.8	0
2700	PRIDE Seeds	A5909G2 RIB	B R O	<b>104</b>	<b>24.7</b>	<b>1</b>	<b>99</b>	<b>104</b>	<b>21.8</b>	<b>1</b>	<b>100</b>	109	21.7	1	98	21.8	2
2700	PRIDE Seeds	A5914G2 RIB	B R O					<b>108</b>	<b>22.4</b>	<b>1</b>	<b>97</b>	105	22.2	1	112	22.6	0
2725	Country Farm	CF320						<b>106</b>	<b>21.5</b>	<b>1</b>	<b>101</b>	105	21.6	0	108	21.4	1
2725	DEKALB	DKC40-77RIB	W B D R L O					<b>105</b>	<b>22.5</b>	<b>1</b>	<b>98</b>	103	22.8	0	108	22.2	2
2750	Legend Seeds	LR 9688 VT2PRIB	B R O					<b>107</b>	<b>21.9</b>	<b>0</b>	<b>98</b>	98	22.3	1	119	21.5	0
2775	Country Farm	CF377	W B R O	<b>107</b>	<b>26.1</b>	<b>1</b>	<b>99</b>	<b>100</b>	<b>22.9</b>	<b>2</b>	<b>99</b>	107	22.2	0	89	23.5	4
2775	DEKALB	DKC42-60RIB	W B D R L O					<b>108</b>	<b>23.5</b>	<b>0</b>	<b>97</b>	105	23.3	0	113	23.8	1
LSD (0.10) for Yield Index Points*				<b>4</b>				<b>7</b>				<b>7</b>			<b>14</b>		
Average all hybrids **				<b>186</b>	<b>23.8</b>	<b>1</b>	<b>69</b>	<b>181</b>	<b>21.7</b>	<b>0</b>	<b>68</b>	214	21.7	0	148	21.7	1

<sup>1</sup> Orangeville 2015-2016, Dundalk 2015-2016

<sup>2</sup> Orangeville, Dundalk

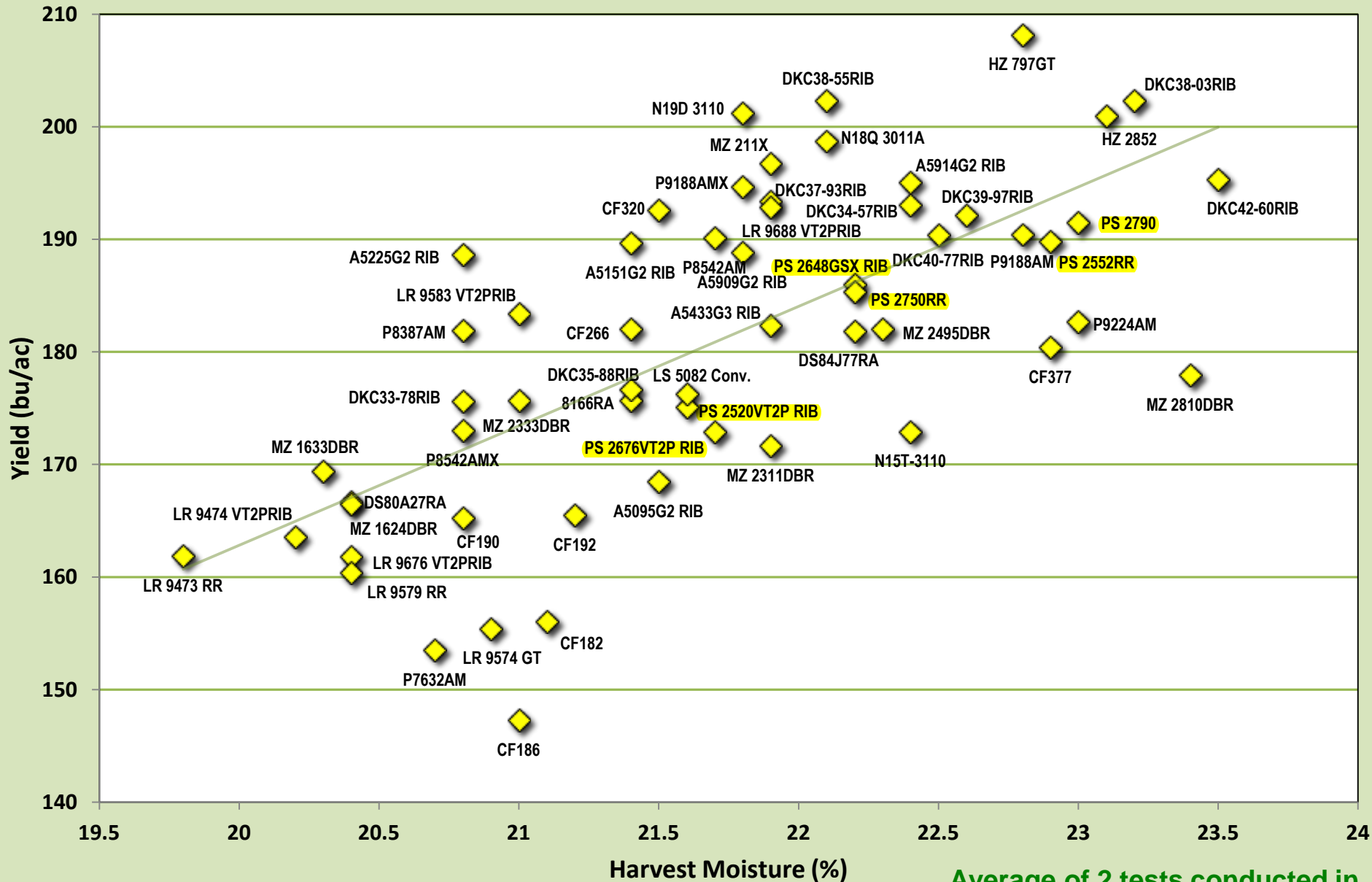
\* The LSD is a measure of variability within the trial. Yield indices that differ by an amount less than or equal to the LSD should be considered to be equal.

\*\* Average Yields are shown in bushels per acre. Average Test Weights are shown in kg/hl.

Hybrid selection should be based on the most data available. Emphasis should be put on averages from several locations and years because these provide a more accurate prediction of future performance than do single location results.

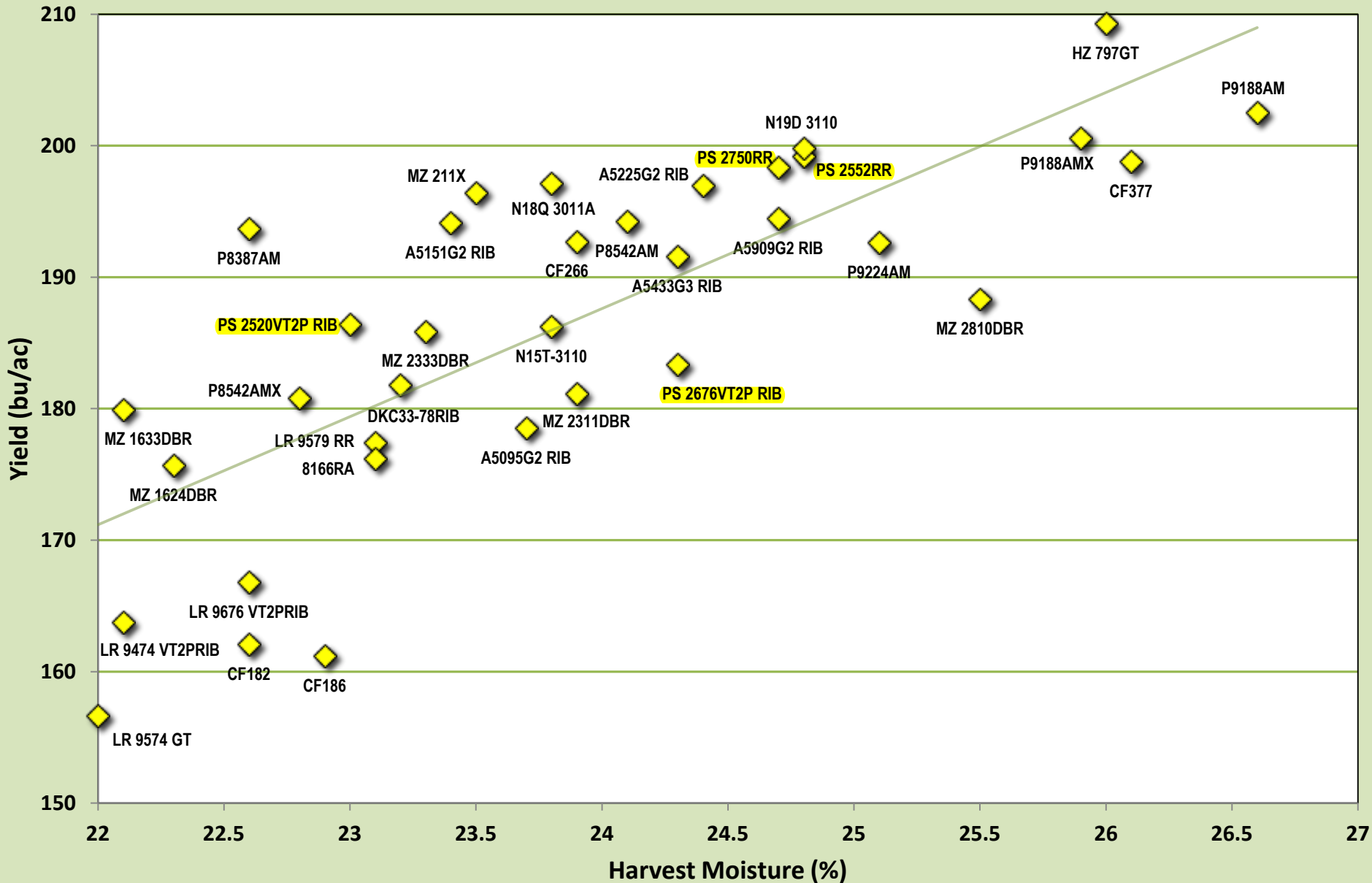
Note: The accuracy of moisture measurement decreases as moisture content increases. Results for hybrids with very high moisture contents should be interpreted with caution.

# OCC 1 Year Averages (2016) for Area 1: Orangeville, Dundalk.



Average of 2 tests conducted in Orangeville, Dundalk

# OCC 2 Year Averages (2015-2016) for Area 1: Orangeville, Dundalk.



**Table 2: Elora, Lindsay, Wingham**

**2016 Ontario Hybrid Corn Performance Trials - Conducted by the Ontario Corn Committee**

CHU	Brand and/or Hybrid		Notes	2015-2016 averages <sup>1</sup>				2016 averages <sup>2</sup>				Results of 2016 Performance Trials								
				average of 5 trials				average of 3 trials				ELORA			LINDSAY			WINGHAM		
				Yield Index	Moist %	Ldg %	Test Wt Index	Yield Index	Moist %	Ldg %	Test Wt Index	Yield Index	Moist %	Ldg %	Yield Index	Moist %	Ldg %	Yield Index	Moist %	Ldg %
2300	Legend Seeds	LR 9574 GT	R	77	18.9	1	101	81	19.6	1	101	80	22.6	1	86	18.6	3	79	17.7	0
2325	Legend Seeds	LR 9474 VT2PRIB	B R O	82	19.4	1	105	85	19.2	0	104	76	21.4	0	96	19.1	1	86	17.2	0
2400	Legend Seeds	LR 9676 VT2PRIB	B R O	79	18.9	0	105	80	18.9	0	106	83	20.8	0	80	18.3	1	76	17.7	0
2425	Legend Seeds	LR 9579 RR	R	97	20.2	1	101	95	20.3	1	102	97	22.5	2	104	20.3	0	82	18.2	0
2500	Maizex	MZ 2495DBR	B R					92	20.3	1	104	91	23.5	0	92	18.8	2	95	18.6	0
2500	Pioneer	P8387AM	W B R L O	90	19.5	0	101	89	19.6	0	101	84	22.3	0	102	18.2	0	83	18.3	0
2550	Pioneer	P8542AM	W B R L O	96	20.4	0	102	95	20.7	0	102	93	24.5	0	95	19.3	0	96	18.2	0
2550	Pioneer	P8542AMX	W B D R L O	95	20.0	0	102	92	19.8	0	103	87	22.3	0	109	18.4	0	84	18.8	0
2575	Legend Seeds	LS 5082 Conv.						97	20.8	1	99	88	22.7	2	101	20.9	0	106	18.8	0
2600	Dow Seeds	DS84J77RA	W B D R L O					98	20.8	0	100	96	23.8	0	100	19.3	0	97	19.4	0
2600	Legend Seeds	LR 9583 VT2PRIB	B R O					93	19.2	1	101	93	21.6	0	94	17.6	3	92	18.3	0
2625	NK Brand	N18Q 3011A	B D R L	103	20.7	1	101	100	20.4	2	102	105	22.9	0	104	19.4	6	88	18.8	0
2650	Dow Seeds	8211RA	W B D R L O	95	20.0	0	103	93	20.2	1	102	90	23.0	0	96	18.3	2	95	19.2	0
2650	Maizex	MZ 266X		100	20.3	0	100	99	20.2	1	100	99	22.5	1	99	19.6	0	97	18.4	0
2650	Maizex	MZ 2988DBR	B R O	96	21.0	0	98	94	20.9	0	99	95	24.1	0	89	19.3	0	96	19.4	0
2650	NK Brand	N19D 3110	W B R L	100	21.1	0	100	101	20.5	0	102	101	22.6	0	98	19.3	0	103	19.6	0
2650	Pioneer	P9188AM	W B R L O	106	21.7	0	101	101	20.9	0	101	102	24.4	0	101	19.3	0	100	19.0	0
2650	PRIDE Seeds	A5433G3 RIB	B D R O					90	20.9	0	102	95	24.2	0	84	19.7	0	90	18.7	0
2675	PICKSEED	PS 2750RR	R	98	21.5	0	100	94	21.2	1	101	100	24.1	1	76	19.5	1	104	20.0	0
2675	PICKSEED	PS 2790						97	21.2	0	100	100	26.1	0	84	19.7	0	105	17.9	0
2675	Pioneer	P9224AM	W B R L O	100	21.6	0	101	98	21.3	0	102	98	24.6	0	99	20.3	0	97	19.1	0
2700	Dow Seeds	8295RA	W B D R L O	95	23.0	0	98	94	22.9	0	98	87	28.0	0	107	19.5	0	92	21.1	0
2700	Horizon	HZ 794		102	20.9	0	99	102	20.7	0	99	99	23.2	1	105	19.8	0	102	19.0	0
2700	Horizon	HZ 797GT	R	105	21.0	2	99	102	20.2	3	99	99	22.4	2	108	19.3	6	101	18.9	0
2700	Maizex	MZ 2810DBR	B R O	100	21.5	0	101	98	21.4	0	101	100	25.5	0	93	19.7	0	100	18.9	0
2700	Maizex	MZ 2812SMX	W B D R L O	99	21.3	0	101	99	21.3	0	102	101	25.5	0	88	19.2	0	105	19.2	0
2700	PICKSEED	PS 2778VT2P RIB	B R					103	21.3	0	100	108	24.6	0	96	19.2	0	102	20.0	0
2700	PICKSEED	PS 2792VT2P RIB	B R O	105	21.7	0	101	105	21.8	0	101	110	26.5	0	102	19.3	0	101	19.6	0
2700	PICKSEED	PS 2793GSX RIB	W B D R L O	106	21.7	0	99	107	21.4	0	99	101	26.2	0	110	19.0	1	111	19.1	0
2700	Pioneer	P9188AMX	W B D R L O	98	21.4	0	101	94	20.9	0	102	97	23.4	1	88	19.8	0	95	19.6	0
2700	PRIDE Seeds	A5909G2 RIB	B R O					99	20.9	0	102	101	24.0	0	100	18.9	0	94	19.7	0
2700	PRIDE Seeds	A5914G2 RIB	B R O					102	21.3	0	98	106	24.8	0	99	19.2	0	101	20.0	0
2750	Horizon	HZ 877	B D R L	109	21.4	0	97	111	21.4	0	98	107	24.3	0	119	20.3	1	109	19.7	0
2750	Legend Seeds	LR 9391 VT2PRIB	B R O					106	22.0	2	100	112	26.9	0	105	18.5	5	97	20.6	0
2750	Legend Seeds	LR 9688 VT2PRIB	B R O					100	20.2	0	101	99	23.8	0	98	17.9	0	102	18.8	0
2750	Legend Seeds	LS 5391 Conv.						108	21.4	0	98	106	24.8	1	107	19.8	0	111	19.5	0
2750	Maizex	MZ 3033DBR	B R					105	20.1	0	101	110	23.0	0	102	18.7	0	100	18.5	0
2750	Maizex	MZ 3066DBR	B R O	103	21.6	0	100	104	21.5	0	100	105	25.0	0	105	19.5	0	101	20.0	0
2750	NK Brand	N27P 3110A	W B R L	104	21.6	0	100	101	20.7	0	100	101	24.4	0	100	19.1	0	104	18.6	0
2775	Country Farm	CF377	W B R O	100	22.0	0	101	96	21.5	0	101	101	25.0	0	90	20.0	0	95	19.6	0
2775	DEKALB	DKC42-60RIB	W B D R L O	102	22.4	0	101	102	22.0	0	101	101	26.7	0	101	20.3	0	104	19.1	0

Table 2: Elora, Lindsay, Wingham

2016 Ontario Hybrid Corn Performance Trials - Conducted by the Ontario Corn Committee

CHU	Brand and/or Hybrid		Notes	2015-2016 averages <sup>1</sup>				2016 averages <sup>2</sup>				Results of 2016 Performance Trials								
				average of 5 trials				average of 3 trials				ELORA			LINDSAY			WINGHAM		
				Yield Index	Moist %	Ldg %	Test Wt Index	Yield Index	Moist %	Ldg %	Test Wt Index	Yield Index	Moist %	Ldg %	Yield Index	Moist %	Ldg %	Yield Index	Moist %	Ldg %
2775	Dow Seeds	8202RA	W B D R L O	98	21.4	0	97	101	21.4	0	98	100	24.6	0	110	19.4	0	92	20.1	0
2775	Maizex	MZ 3202SMX	W B D R L O	102	22.6	0	100	98	22.1	0	100	99	27.5	0	95	20.1	0	98	18.8	0
2775	PRIDE Seeds	A6028G2 RIB	B R O					101	22.1	0	100	107	27.3	0	101	19.2	1	92	19.9	0
2800	DEKALB	DKC43-10RIB	B R O	108	21.6	1	99	107	20.7	1	100	109	24.8	0	104	18.5	4	105	18.8	0
2800	Dow Seeds	DS90R27RA	W B D R L O	96	21.8	0	99	98	21.6	0	100	103	25.1	0	92	19.5	1	96	20.3	0
2800	Horizon	HZ 912		99	23.0	0	103	94	22.7	0	103	96	29.0	0	88	19.2	0	97	19.8	0
2800	Legend Seeds	LS 5690 Conv.						103	21.9	0	98	100	25.1	0	106	20.0	0	105	20.5	0
2800	Maizex	MZ 3216DBR	B R					101	22.1	0	99	95	27.4	0	101	19.6	0	109	19.4	0
2800	Maizex	MZ 3484SMX	B D R	101	23.8	0	100	98	23.0	0	100	96	28.9	0	100	20.0	0	99	20.2	0
2800	PRIDE Seeds	A6020G3 RIB	B D R O	102	22.9	0	98	100	21.7	0	99	104	26.3	0	102	19.5	0	92	19.4	0
2825	Country Farm	CF416	W B D R L O	97	22.8	0	97	95	23.0	0	97	96	29.1	0	93	20.0	0	96	19.9	0
2825	DEKALB	DKC43-47RIB	W B D R L O					104	22.5	0	100	97	28.2	0	112	19.6	0	107	19.6	0
2825	Dow Seeds	8315RA	W B D R L O	105	22.8	0	99	104	22.0	0	100	105	26.4	0	103	19.4	1	103	20.3	0
2825	Legend Seeds	LR 9794 GENSSRIB	B D R O					104	22.1	2	99	107	27.9	0	86	17.6	5	117	20.7	0
2825	Legend Seeds	LR 9994 VT2PRIB	B R O					101	22.1	0	99	101	27.1	0	102	20.8	0	100	18.5	0
2825	PICKSEED	PS 2844VT2P RIB	B R O	104	23.0	0	97	100	23.3	0	96	93	29.5	0	107	20.0	0	101	20.5	0
2825	Pioneer	P9526AMX	W B D R L O	105	24.0	0	99	102	23.5	0	99	102	28.6	0	102	20.7	0	103	21.3	0
2825	PRIDE Seeds	A6455G8 RIB	W B D R L O	107	22.4	0	97	107	22.4	0	97	109	27.4	0	103	19.6	0	108	20.3	0
2850	Country Farm	CF430						101	21.3	0	100	107	24.5	0	97	19.9	0	98	19.5	0
2850	Maizex	MZ 3522DBR	B R O					103	22.8	0	99	102	29.0	0	103	19.8	1	104	19.6	0
2850	NK Brand	N35T-3110	W B R L	108	23.8	0	101	103	23.8	0	100	106	30.4	0	106	19.7	0	98	21.2	0
2875	DEKALB	DKC45-65RIB	W B D R L O					115	23.3	0	97	113	29.4	0	109	21.2	0	122	19.3	0
2875	Legend Seeds	LS 5695 Conv.						108	23.9	2	97	106	29.5	1	107	21.2	5	111	21.1	0
2875	NK Brand	N36G 3010	B R L					114	24.0	0	99	108	30.1	0	128	20.3	1	108	21.5	0
2875	Pioneer	P9644AM	W B R L O	109	25.0	1	99	108	24.4	0	99	102	31.4	0	106	21.1	0	119	20.6	0
2900	DEKALB	DKC46-17RIB	B R O					98	23.1	0	101	98	29.1	0	94	20.4	0	101	19.9	0
2900	DEKALB	DKC46-82RIB	W B D R L O					101	22.9	0	99	104	27.4	0	102	21.4	0	97	19.8	0
2900	Legend Seeds	LR 9496 GENSSRIB	B D R O					100	24.8	0	98	92	31.5	0	111	20.7	0	102	22.1	0
2925	Pioneer	P9644AMX	W B D R L O	107	25.3	0	99	104	24.7	0	99	100	29.5	0	103	22.4	0	110	22.3	0
2925	Pioneer	P9840AM	W B R L O	112	24.6	0	96	115	24.2	0	96	112	29.2	0	114	21.5	1	121	22.0	0
2950	DEKALB	DKC48-56RIB	W B D R L O					108	23.9	0	98	111	30.5	0	102	20.5	0	110	20.7	0
2975	DEKALB	DKC50-78RIB	B R O					100	24.4	0	99	106	31.0	0	92	22.0	0	100	20.3	0
3000	DEKALB	DKC49-72RIB	W B D R L O					108	24.9	0	97	110	31.8	0	108	21.8	0	105	21.1	0
LSD (0.10) for Yield Index Points*				4				7				8			16			11		
Average all hybrids **				191	21.8	0	69	184	21.7	0	68	226	25.9	0	158	19.7	1	167	19.6	0

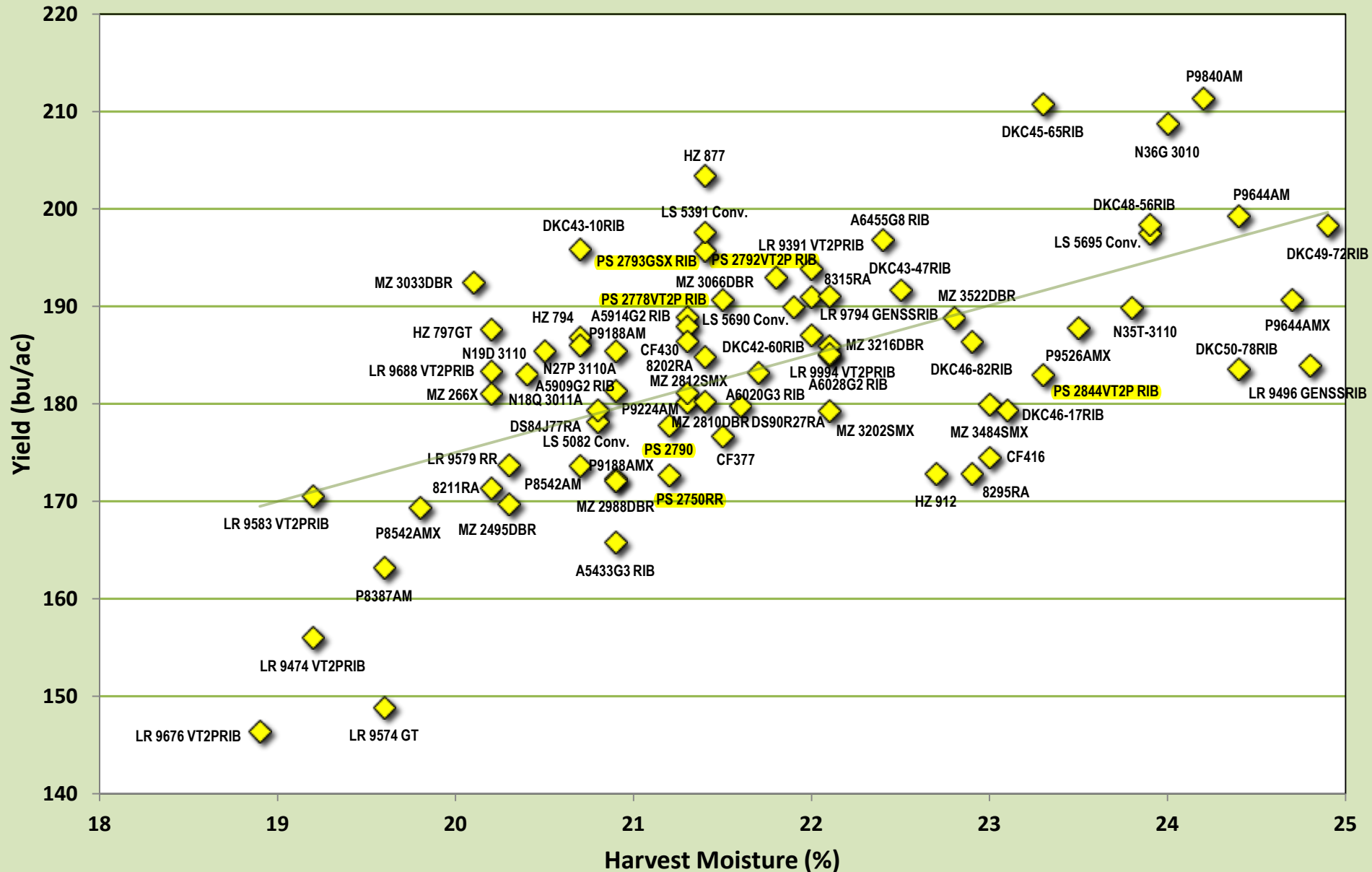
<sup>1</sup> Elora 2015-2016, Lindsay 2016, Wingham 2015-2016<sup>2</sup> Elora, Lindsay, Wingham

\* The LSD is a measure of variability within the trial. Yield indices that differ by an amount less than or equal to the LSD should be considered to be equal.

\*\* Average Yields are shown in bushels per acre. Average Test Weights are shown in kg/hl.

Hybrid selection should be based on the most data available. Emphasis should be put on averages from several locations and years because these provide a more accurate prediction of future performance than do single location results.

## OCC 1 Year Averages (2016) for Area 2: Elora, Lindsay, Wingham.



©2016 Ontario Crop Committee

Please refer to Table 2 for hybrid brand and complete agronomic performance data.

**Average of 3 tests conducted in  
Elora, Lindsay, Wingham**

# OCC 2 Year Averages (2015-2016) for Area 2: Elora, Lindsay, Wingham.

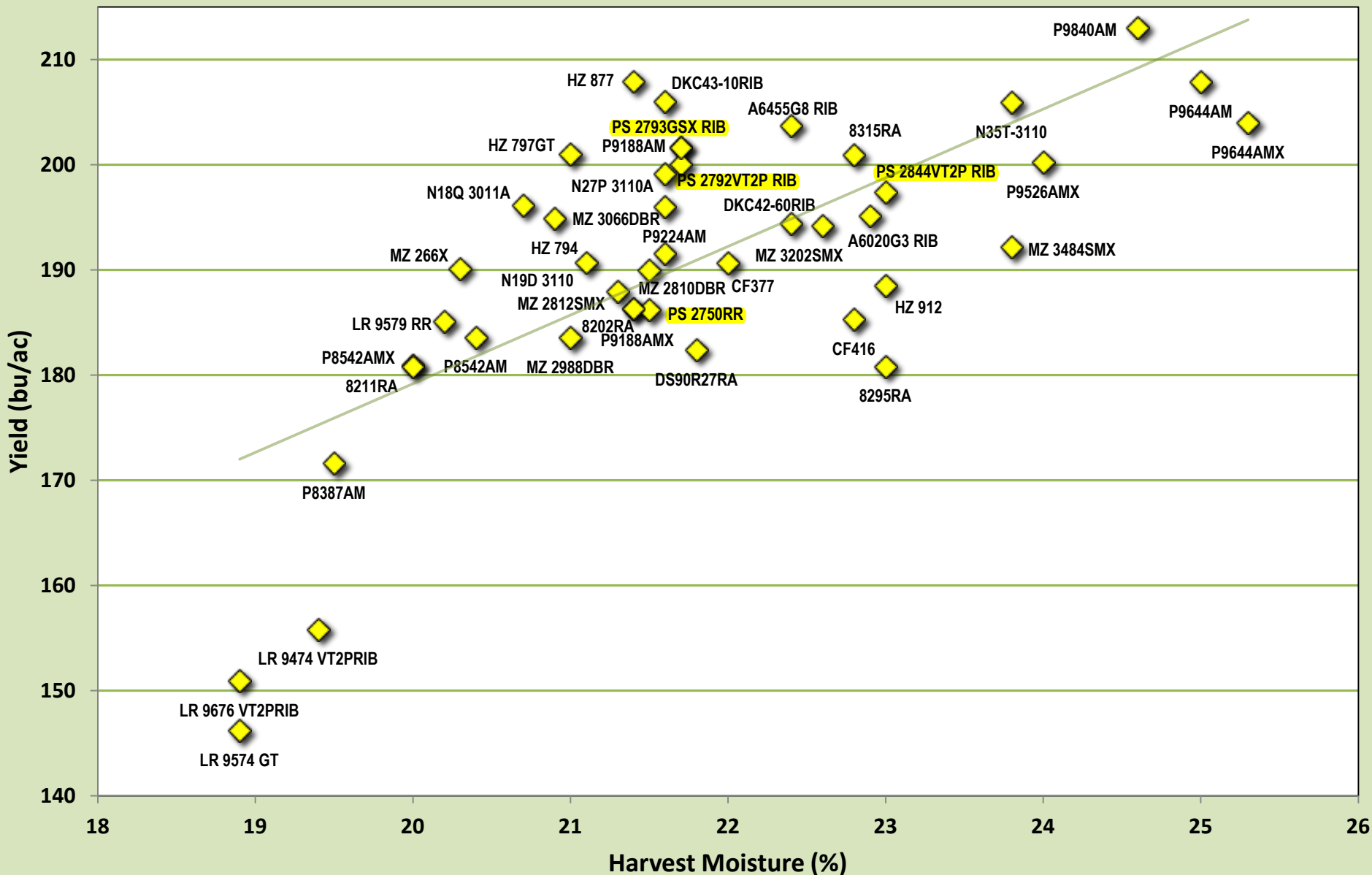


Table 3: Ottawa, Winchester, Waterloo, Blyth

2016 Ontario Hybrid Corn Performance Trials - Conducted by the Ontario Corn Committee

CHU	Brand and/or Hybrid		Notes	2015-2016 averages <sup>1</sup>				2016 averages <sup>2</sup>				Results of 2016 Performance Trials											
				average of 7 trials				average of 4 trials				BLYTH			OTTAWA			WATERLOO			WINCHESTER		
				Yield Index	Moist %	Ldg %	Test Wt Index	Yield Index	Moist %	Ldg %	Test Wt Index	Yield Index	Moist %	Ldg %	Yield Index	Moist %	Ldg %	Yield Index	Moist %	Ldg %	Yield Index	Moist %	Ldg %
2550	Pioneer	P8542AM	W B R L O	94	20.0		104	94	20.7	0	104	103	19.6	0	95	20.1	0	87	21.7	1	90	21.5	0
2550	Pioneer	P8542AMX	W B D R L O	90	19.5		104	90	19.4	0	104	99	19.3	0	85	19.0	0	87	19.7	0	88	19.7	0
2650	Elite	E57L62 R	B R O					101	21.7	0	101	95	20.5	0	96	21.3	0	108	23.1	0	104	21.9	0
2650	Pioneer	P9188AM	W B R L O	101	21.6		102	99	21.5	0	103	101	20.4	0	104	22.0	0	97	22.0	0	94	21.4	0
2675	Pioneer	P9224AM	W B R L O	99	20.8		103	100	21.1	0	104	110	20.0	0	102	20.4	0	93	22.4	1	97	21.4	0
2700	Pioneer	P9188AMX	W B D R L O	95	21.3		102	95	21.4	0	103	98	20.5	0	93	21.4	0	95	21.9	0	95	21.7	0
2725	Elite	E61C35						100	21.7	0	105	103	21.5	0	105	21.9	0	94	22.1	1	98	21.2	0
2725	PRIDE Seeds	A5915G8 RIB	W B D R L O					99	21.7	0	100	98	20.6	0	103	22.0	0	96	22.3	0	99	21.9	0
2750	Elite	E63G62 R	B R O					101	23.0	0	102	104	22.5	0	98	22.1	0	101	24.2	0	101	23.1	0
2750	Horizon	HZ 877	B D R L	104	21.2		98	102	21.8	0	99	107	20.4	0	94	21.7	0	107	22.9	0	100	22.1	0
2750	Legend Seeds	LR 9391 VT2PRIB	B R O									101	20.7	0	105	21.2	0	100	23.5	0			
2750	Legend Seeds	LR 9688 VT2PRIB	B R O	95	20.4		102	97	20.8	0	102	101	20.1	0	100	21.5	0	91	20.7	0	96	20.9	0
2750	Legend Seeds	LS 5391 Conv.						101	21.6	0	100	101	20.9	0	99	21.3	0	104	22.7	1	102	21.5	0
2750	NK Brand	N27P 3110A	W B R L	100	21.4		102	99	21.9	0	103	103	21.3	0	96	22.1	0	100	21.9	1	97	22.3	0
2775	Dow Seeds	8202RA	W B D R L O	96	20.8		99	97	21.2	0	99	106	20.8	0	93	19.9	0	92	22.4	0	97	21.6	0
2775	Elite	E63D17 R	R					101	21.8	0	101	103	20.8	0	104	20.9	0	96	23.1	0	101	22.3	0
2775	Maizex	MZ 3202SMX	W B D R L O	100	22.1		101	98	22.7	0	102	96	20.9	0	99	23.3	0	99	23.7	1	98	22.8	0
2800	Dow Seeds	DS90R27RA	W B D R L O	94	21.2		100	94	21.5	0	101	89	21.2	0	93	20.9	0	95	22.4	1	102	21.4	0
2800	Horizon	HZ 912		96	21.3		105	94	21.4	0	105	97	21.2	0	86	20.0	0	97	21.9	0	95	22.5	0
2800	Legend Seeds	LS 5690 Conv.		101	21.2		99	102	21.4	0	99	97	20.6	0	105	21.1	0	105	22.0	2	99	21.9	0
2800	Maizex	MZ 3216DBR	B R					102	22.0	0	101	108	21.0	0	101	20.5	0	99	24.0	0	98	22.4	0
2800	Maizex	MZ 3484SMX	B D R	99	22.4		102	97	23.1	0	103	93	21.7	0	98	23.8	0	96	24.2	0	99	22.9	0
2800	PRIDE Seeds	A6020G3 RIB	B D R O					100	21.6	0	100	110	20.5	0	96	21.8	0	96	21.8	0	98	22.5	0
2800	PRIDE Seeds	A6102G8 RIB	W B D R L O					98	22.8	0	100	91	21.3	0	96	23.1	0	104	24.1	0	100	22.8	0
2825	Country Farm	CF416	W B D R L O	99	21.6		100	100	22.0	0	101	99	20.4	0	95	22.2	0	103	23.1	0	102	22.5	0
2825	Dow Seeds	8315RA	W B D R L O	98	22.3		100	95	22.8	0	101	97	22.1	0	97	21.4	0	88	25.2	0	99	22.3	0
2825	Legend Seeds	LR 9794 GENSSRIB	B D R O					96	23.3	0	99	95	20.8	0	94	26.2	0	98	22.6	0	99	23.6	0
2825	Legend Seeds	LR 9994 VT2PRIB	B R O	97	21.7		102	96	21.9	0	102	95	22.0	0	100	21.1	0	92	22.0	1	99	22.5	0
2825	NK Brand	N33W 3110	W B R L	100	21.4		103	99	21.8	0	103	105	21.1	0	99	21.5	0	98	22.8	0	95	21.8	0
2825	PICKSEED	PS 2844VT2P RIB	B R O	100	21.9		99	96	22.7	0	99	97	21.9	0	97	20.8	0	97	25.9	0	93	22.4	0
2825	Pioneer	P9526AMX	W B D R L O	95	22.6		100	96	23.1	0	100	106	21.7	0	92	22.9	0	90	23.8	0	94	24.2	0
2850	Country Farm	CF430						99	21.5	0	103	102	20.6	0	101	21.7	0	95	21.4	0	96	22.1	0
2850	Horizon	HZ 922	W B D R O	97	23.3		97	96	24.1	0	97	97	22.0	0	94	24.0	0	94	25.9	0	100	24.4	0
2850	Maizex	MZ 3410	W B D R L O					95	24.3	0	101	103	22.2	0	85	23.7	0	96	26.7	1	98	24.6	0
2850	Maizex	MZ 342X		102	22.2		100	101	22.4	0	100	101	20.7	0	96	22.7	0	104	23.0	1	104	23.0	0
2850	Maizex	MZ 3522DBR	B R O	100	22.8		100	99	22.9	0	100	97	21.0	0	105	23.4	0	90	23.8	0	103	23.4	0
2850	NK Brand	N35T-3110	W B R L	102	23.3		101	101	23.9	0	101	108	22.4	0	98	23.8	0	99	25.2	0	102	24.1	0
2850	PICKSEED	PS 2815						103	22.1	0	100	102	21.4	0	99	21.6	0	105	23.0	0	108	22.5	0
2850	PICKSEED	PS 28596GSX	W B D R L	100	22.3		100	103	22.6	0	101	101	21.2	0	105	22.5	0	105	23.9	0	101	22.8	0
2875	Country Farm	CF458	W B D R L O					105	22.8	0	100	104	22.0	0	105	21.9	0	107	23.6	0	101	23.7	0
2875	Country Farm	CF460		100	21.5		103	100	21.7	0	104	103	20.4	0	98	22.6	0	98	22.1	1	99	21.8	0
2875	DEKALB	DKC45-65RIB	W B D R L O	103	22.7		98	105	23.3	0	99	99	21.9	0	110	22.7	0	106	24.5	0	103	24.2	0
2875	Legend Seeds	LS 5695 Conv.		102	22.8		97	102	23.9	0	98	102	21.7	0	102	24.9	0	102	24.8	1	101	24.3	0
2875	NK Brand	N36G 3010	B R L					99	24.1	0	99	92	22.1	0	101	23.6	0	101	25.8	1	105	25.1	0
2875	PICKSEED	PS 2818GSX RIB	W B D R L O	104	22.4		99	101	23.1	0	99	96	21.5	0	98	22.4	0	109	25.5	0	102	23.0	0
2875	Pioneer	P9644AM	W B R L O	99	23.7		100	97	24.0	0	99	100	23.2	0	98	23.7	0	95	24.0	0	94	25.1	0



**Table 3: Ottawa, Winchester, Waterloo, Blyth**
**2016 Ontario Hybrid Corn Performance Trials - Conducted by the Ontario Corn Committee**

CHU	Brand and/or Hybrid		Notes	2015-2016 averages <sup>1</sup>				2016 averages <sup>2</sup>				Results of 2016 Performance Trials															
				average of 7 trials				average of 4 trials				BLYTH			OTTAWA			WATERLOO			WINCHESTER						
				Yield Index	Moist %	Ldg %	Test Wt Index	Yield Index	Moist %	Ldg %	Test Wt Index	Yield Index	Moist %	Ldg %	Yield Index	Moist %	Ldg %	Yield Index	Moist %	Ldg %	Yield Index	Moist %	Ldg %				
2900	DEKALB	DKC46-17RIB	B R O	99	22.1		102	96	22.3	0	103	94	21.3	0	93	21.7	0	100	22.9	0	99	23.4	0				
2900	DEKALB	DKC46-82RIB	W B D R L O					100	22.7	0	101	98	22.2	0	99	22.1	0	102	23.7	0	100	22.7	0				
2900	Elite	E67D10 LR	W B D R L O					99	24.9	0	98	99	23.7	0	102	25.6	0	100	25.3	0	95	24.9	0				
2900	Horizon	HZ 3790	R					99	23.4	0	98	104	22.5	0	99	22.2	0	98	24.2	1	95	24.6	0				
2900	Legend Seeds	LR 9496 GENSSRIB	B D R O	99	23.7		99	98	24.4	0	99	97	22.8	0	96	23.8	0	99	25.3	0	100	25.6	0				
2900	Legend Seeds	LR 9697 GENSSRIB	B D R O					101	24.3	0	98	93	22.1	0	105	26.9	0	102	24.5	0	103	23.8	0				
2900	Legend Seeds	LR 9697 VT2PRIB	B R O					105	23.2	0	98	103	22.1	0	110	22.9	0	101	23.9	0	104	23.8	0				
2900	Maizex	MZ 3515DBR	B R O	101	23.2		101	100	24.0	0	101	99	21.4	0	97	24.2	0	101	25.6	0	104	24.6	0				
2900	<b>PICKSEED</b>	<b>PS 2902VT2P RIB</b>	<b>B R O</b>	<b>101</b>	<b>22.9</b>		<b>100</b>	<b>100</b>	<b>24.1</b>	<b>0</b>	<b>99</b>	<b>92</b>	<b>22.7</b>	<b>0</b>	<b>92</b>	<b>25.5</b>	<b>0</b>	<b>111</b>	<b>23.8</b>	<b>0</b>	<b>104</b>	<b>24.3</b>	<b>0</b>				
2900	PRIDE Seeds	A6848G2 RIB	B R O	105	25.1		98	104	26.4	0	98	106	22.9	0	104	26.7	0	104	28.3	0	103	27.7	0				
2900	PRIDE Seeds	XP16097	B R					106	23.3	0	98	97	22.1	0	116	21.8	0	106	25.1	0	103	24.3	0				
2925	Country Farm	CF474	W B D R L O	102	22.6		99	100	23.3	0	100	96	22.1	0	100	23.7	0	107	24.0	0	96	23.5	0				
2925	Pioneer	P9644AMX	W B D R L O	98	24.0		100	96	24.6	0	100	99	22.9	0	93	24.1	0	100	26.1	0	90	25.3	0				
2925	Pioneer	P9840AM	W B R L O	102	23.8		97	101	24.3	0	97	100	22.2	0	102	26.0	0	102	24.5	0	101	24.4	0				
2925	PRIDE Seeds	A6757G8 RIB	W B D R L O	102	23.9		99	101	24.4	0	99	99	22.6	0	106	24.7	0	95	26.4	1	102	23.9	0				
2950	DEKALB	DKC48-56RIB	W B D R L O					106	24.2	0	99	101	22.2	0	100	25.1	0	116	24.5	0	107	24.9	0				
2950	Dow Seeds	DS97B47RA	W B D R L O	100	23.6		98	99	23.1	0	97	104	21.9	0	99	22.2	0	95	24.1	0	96	24.1	0				
2950	Elite	E69G92 R	B R O					103	25.7	0	98	96	23.2	0	110	26.4	0	101	28.2	0	102	24.8	0				
2950	Elite	E71Z19 R	B D R O	102	24.8		99	102	25.5	0	99	91	23.4	0	104	26.1	0	107	26.8	0	106	25.6	0				
2950	Maizex	MZ 395X		102	22.7		100	100	24.0	0	100	98	22.1	0	102	26.5	0	105	22.8	1	95	24.4	0				
2950	Maizex	MZ 3964DBR	B R O	103	23.4		98	102	23.4	0	99	101	21.0	0	102	24.0	0	104	23.6	0	103	25.1	0				
2975	DEKALB	DKC50-78RIB	B R O					103	24.0	0	100	112	21.7	0	94	25.1	0	99	24.6	0	109	24.6	0				
2975	Elite	E71T15						105	25.3	0	99	105	23.2	0	114	25.8	0	98	26.8	0	102	25.6	0				
3000	DEKALB	DKC49-72RIB	W B D R L O					103	23.6	0	98	100	21.9	0	105	21.7	0	103	25.6	0	103	25.3	0				
3000	Elite	E70G30 LR	W B D R L O	105	24.7		97	103	25.1	0	98	109	22.4	0	102	27.7	0	103	24.8	0	98	25.4	0				
3000	Horizon	HZ 1026A	B D R L	102	24.1		97	101	24.5	0	97	104	22.6	0	96	24.4	0	103	26.4	1	102	24.4	0				
3000	Horizon	HZ 1028						100	25.3	0	98	99	22.3	0	103	25.1	0	96	28.0	0	101	25.7	0				
3000	Maizex	MZ 4010DBR	B R O	103	23.9		99	105	24.6	0	99	101	21.8	0	108	27.3	0	104	25.2	0	107	24.3	0				
3000	Pioneer	P0157AM	W B R L O	108	25.6		98	106	26.2	0	98	101	24.2	0	111	25.0	0	107	28.0	0	104	27.5	0				
3025	Horizon	HZ 1040	W B D R L					94	25.7	0	98	89	22.5	0	94	27.1	0	97	26.7	0	97	26.5	0				
3050	DEKALB	DKC50-90RIB	W B D R L O					105	24.6	0	100	107	23.5	0	109	24.3	0	101	26.2	0	103	24.5	0				
3050	Maizex	MZ 4092DBR	B R O	105	23.3		100	102	23.9	0	100	99	23.1	0	105	23.1	0	103	24.5	0	102	24.9	0				
3050	Maizex	MZ 4280DBR	B R					107	24.4	0	98	96	22.5	0	109	23.2	0	108	25.7	0	114	26.3	0				
3050	NK Brand	N45P-3011A	B D R L	98	23.8		99	98	24.1	0	99	98	22.3	0	100	24.5	0	103	24.9	0	89	24.6	0				
3050	Pioneer	P0157AMXT	W B D R L O					104	27.0	0	99	96	24.7	0	101	27.8	0	111	28.3	0	109	27.0	0				
3100	DEKALB	DKC52-84RIB	W B D R L O					101	25.3	0	97	105	23.3	0	97	26.0	0	98	25.4	0	106	26.3	0				
3100	DEKALB	DKC53-72RIB	W B D R L O					102	24.6	0	101	105	21.3	0	98	27.3	0	99	25.4	1	106	24.3	0				
3100	Legend Seeds	LS 9104 GT	R					98	26.6	0	98	100	23.9	0	100	27.7	0	96	27.5	0	98	27.3	0				
3125	Legend Seeds	LR 9203 GENSSRIB	B D R O					100	27.1	0	98	91	24.9	0	110	28.3	0	101	27.3	0	98	27.7	0				
3125	Legend Seeds	LR 9503 GENSSRIB	B D R O					99	28.0	0	98	95	26.0	0	99	27.5	0	105	28.7	0	98	30.0	0				
LSD (0.10) for Yield Index Points*				3				5				11				13				8				7			
Average all hybrids **				218	22.6		69	226	23.5	0	68	224	21.9	0	238	23.5	0	234	24.4	0	209	23.9	0				

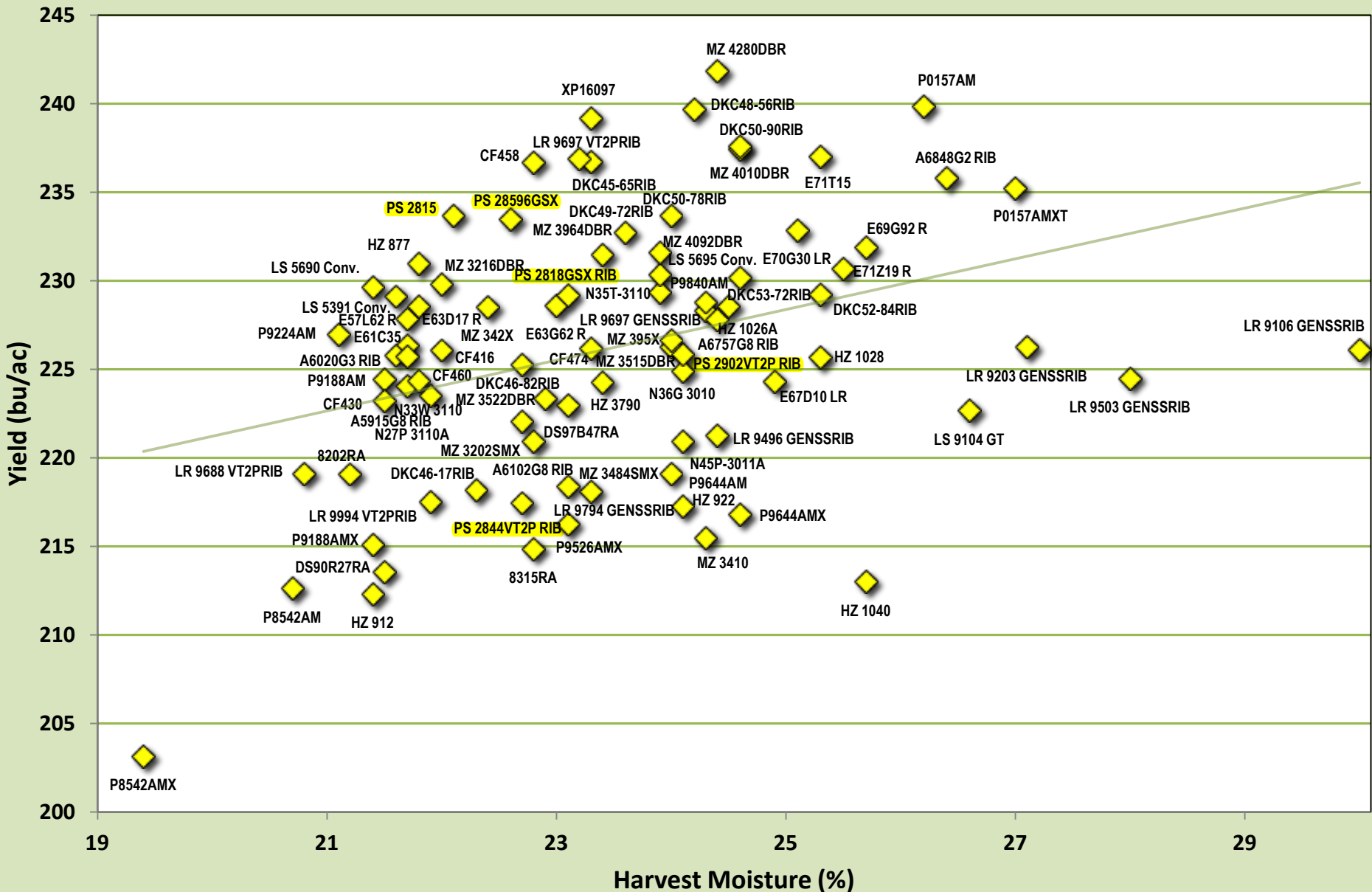
<sup>1</sup> Ottawa 2016, Winchester 2015-2016, Waterloo 2015-2016, Blyth 2015-2016

<sup>2</sup> Ottawa, Winchester, Waterloo, Blyth

\* The LSD is a measure of variability within the trial. Yield indices that differ by an amount less than or equal to the LSD should be considered to be equal.

\*\* Average Yields are shown in bushels per acre. Average Test Weights are shown in kg/hl.

# OCC 1 Year Averages (2016) for Area 3: Ottawa, Winchester, Waterloo, Blyth.



# OCC 2 Year Averages (2015-2016) for Area 3: Ottawa, Winchester, Waterloo, Blyth.

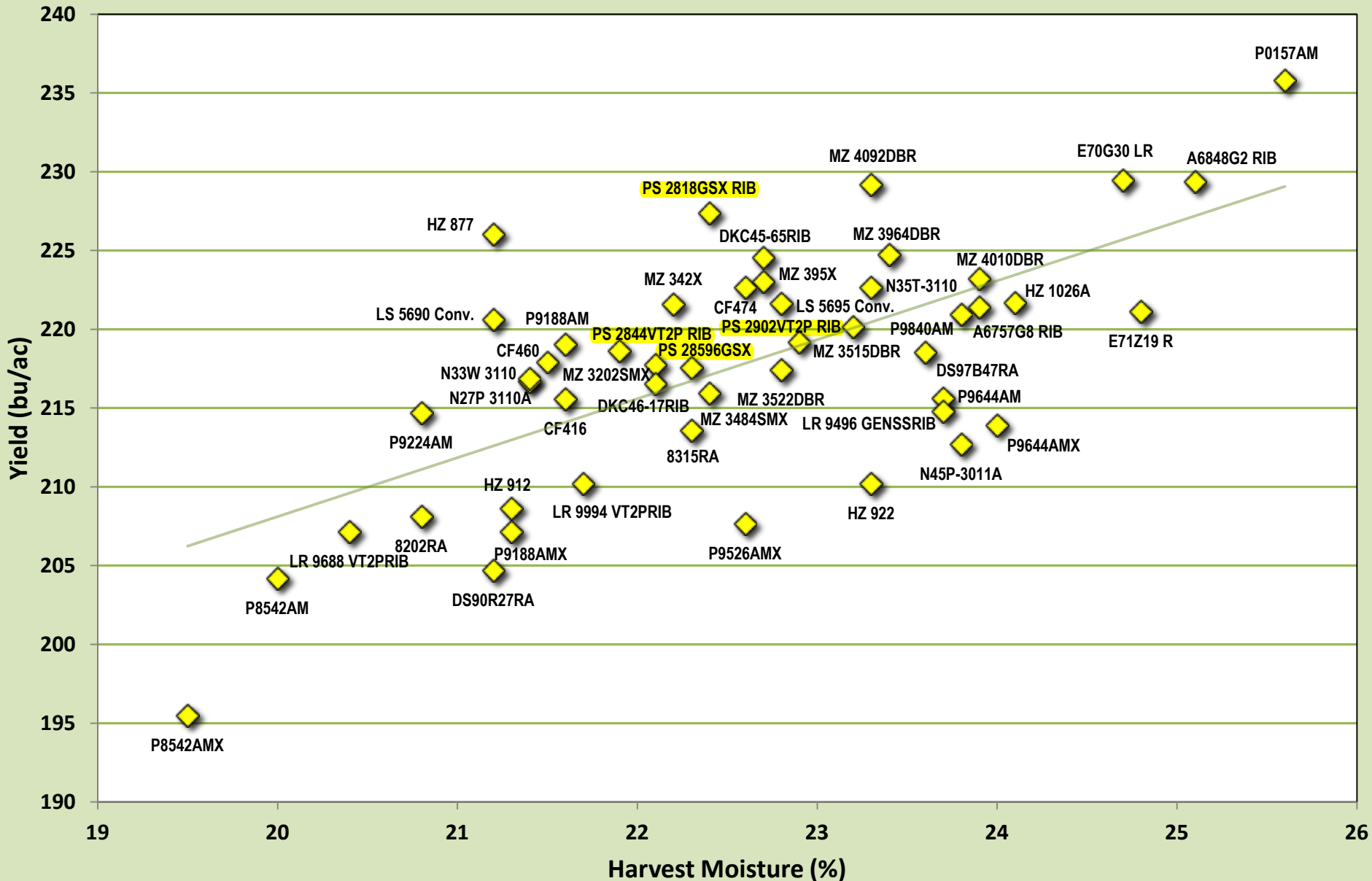


Table 4: Exeter, Ilderton, Woodstock, Belmont

2016 Ontario Hybrid Corn Performance Trials - Conducted by the Ontario Corn Committee

CHU	Brand and/or Hybrid		Notes	2015-2016 averages <sup>1</sup>				2016 averages <sup>2</sup>				Results of 2016 Performance Trials											
				average of 8 trials				average of 4 trials				BELMONT			EXETER			ILDERTON			WOODSTOCK		
				Yield Index	Moist %	Ldg %	Test Wt Index	Yield Index	Moist %	Ldg %	Test Wt Index	Yield Index	Moist %	Ldg %	Yield Index	Moist %	Ldg %	Yield Index	Moist %	Ldg %	Yield Index	Moist %	Ldg %
2825	Legend Seeds	LR 9994 VT2PRIB	BRO	91	20.4	1	104	94	21.4	0	104	93	21.2	1	89	20.8	1	93	20.6	0	99	23.1	0
2825	Pioneer	P9526AMX	WBDRLO	91	20.6	4	101	89	21.9	0	101	92	22.3	0	91	21.0	1	86	21.1	0	85	23.2	0
2850	Horizon	HZ 922	WBDRLO	95	20.3	4	100	97	21.4	2	101	93	22.0	1	97	20.5	2	100	19.9	5	99	23.2	1
2850	Maizex	MZ 3522DBR	BRO	94	20.4	0	101	94	21.3	1	102	94	21.7	0	98	20.1	0	92	20.9	1	93	22.6	1
2850	NK Brand	N35T-3110	WBRL	103	21.3	1	103	103	22.9	0	102	97	23.3	0	101	21.8	0	104	21.6	0	111	24.9	0
2875	Legend Seeds	LS 5695 Conv.		99	20.4	2	99	101	21.8	1	100	102	22.6	2	98	20.9	1	96	21.3	1	107	22.4	0
2875	PICKSEED	PS 2818GSX RIB	WBDRLO	101	20.1	1	100	102	21.4	0	101	102	22.5	0	95	20.4	1	106	20.2	1	105	22.3	0
2875	Pioneer	P9644AM	WBRLLO	97	21.8	1	100	92	23.6	0	98	91	24.9	0	98	22.0	0	89	22.4	0	88	25.1	1
2900	Horizon	HZ 3790	R					97	21.4	5	102	98	22.2	3	102	21.1	8	92	20.3	3	98	21.9	7
2900	Legend Seeds	LR 9496 GENSSRIB	BDRLO	93	20.7	1	102	92	21.7	0	103	89	21.4	1	92	21.7	0	97	20.2	0	91	23.4	1
2900	Legend Seeds	LR 9697 GENSSRIB	BDRLO					94	21.8	0	100	98	21.9	0	99	20.5	0	88	20.8	0	92	24.0	1
2900	Legend Seeds	LR 9697 VT2PRIB	BRO									98	20.9	1	103	20.6	0	99	22.5	0			
2925	Country Farm	CF474	WBDRLO	98	20.4	0	101	100	21.7	0	102	98	22.1	0	98	20.7	0	98	20.8	0	107	23.1	0
2925	Pioneer	P9644AMX	WBDRLO	94	21.5	1	101	92	23.0	1	100	95	23.7	0	94	22.3	0	96	21.2	1	84	24.8	3
2925	Pioneer	P9840AM	WBRLLO	102	20.8	2	98	103	22.1	1	99	97	23.2	1	101	19.4	2	102	21.4	2	111	24.5	0
2925	PRIDE Seeds	A6757G8 RIB	WBDRLO	102	21.1	1	101	101	22.2	0	102	107	22.5	0	98	21.6	0	100	21.4	1	100	23.3	0
2950	Dow Seeds	DS97B47RA	WBDRLO	95	20.6	1	99	97	21.3	1	99	96	21.2	1	93	20.4	1	87	21.2	1	112	22.4	0
2950	Maizex	MZ 3964DBR	BRO	102	20.6	1	99	103	21.3	0	101	104	22.0	0	99	20.8	0	103	20.5	0	105	22.0	1
2975	DEKALB	DKC50-78RIB	BRO	103	20.9	0	102	100	21.9	0	102	102	22.6	0	96	20.1	0	98	21.3	0	105	23.6	0
3000	Dow Seeds	8445RA	WBDRLO	96	22.1	1	97	99	23.6	0	98	94	24.2	1	97	22.3	0	102	22.7	1	106	25.3	0
3000	Dow Seeds	8486RA	WBDRLO	96	21.5	0	99	100	22.7	1	100	98	22.7	0	97	21.3	0	104	21.3	2	102	25.5	0
3000	Elite	E70G30 LR	WBDRLO	101	21.2	1	100	102	22.2	0	101	102	22.3	0	100	20.7	0	109	21.4	1	98	24.4	0
3000	Horizon	HZ 1026A	BDRLO	101	21.6	2	99	101	22.6	0	99	102	23.5	0	104	21.3	1	99	21.3	0	101	24.5	0
3000	Horizon	HZ 1028						99	22.7	0	101	98	23.7	1	97	21.0	0	95	21.9	0	105	24.2	0
3000	PICKSEED	PS 3035VT2P RIB	BRO	102	21.9	1	99	100	22.9	1	99	105	24.1	0	106	21.6	0	96	21.8	2	92	24.0	0
3000	Pioneer	P0157AM	WBRLLO	106	22.6	0	100	107	23.6	0	100	111	24.2	0	102	22.1	0	108	23.0	0	106	24.9	1
3025	Horizon	HZ 1040	WBDRLO					98	22.6	0	99	103	23.5	0	98	21.3	0	101	21.1	1	92	24.5	0
3050	DEKALB	DKC50-90RIB	WBDRLO	98	21.5	0	101	94	22.6	0	101	96	22.8	0	97	22.2	0	93	22.0	1	90	23.5	0
3050	Dow Seeds	DS01C77RA	WBDRLO	97	22.0	1	99	97	23.1	1	100	99	24.4	1	93	22.1	1	92	21.9	1	105	24.0	1
3050	Dow Seeds	DS01D87RA	WBDRLO					95	23.4	0	98	94	24.0	0	98	21.4	0	98	23.0	0	90	25.1	0
3050	Dow Seeds	DS02J57RA	WBDRLO	101	22.8	2	97	103	23.7	0	96	103	24.1	1	105	22.8	1	109	22.7	0	97	25.1	0
3050	Maizex	MZ 4092DBR	BRO	97	21.1	1	102	97	22.2	1	102	95	22.6	3	94	20.9	0	96	21.2	3	101	24.0	0
3050	Maizex	MZ 4280DBR	BR					109	22.5	1	100	109	23.5	1	103	21.7	0	103	21.1	2	118	23.6	0
3050	NK Brand	N45P-3011A	BDRLO	100	21.2	0	102	99	21.5	0	103	97	22.0	0	101	20.1	0	91	21.0	0	105	22.9	1
3050	Pioneer	P0157AMXT	WBDRLO					107	23.4	0	100	109	23.7	0	107	22.6	0	109	23.4	0	103	23.9	1
3050	PRIDE Seeds	A7171G2 RIB	BRO					103	23.7	0	100	100	25.1	0	106	22.4	0	111	22.7	1	96	24.6	0

**Table 4: Exeter, Ilderton, Woodstock, Belmont**

**2016 Ontario Hybrid Corn Performance Trials - Conducted by the Ontario Corn Committee**

CHU	Brand and/or Hybrid		Notes	2015-2016 averages <sup>1</sup>				2016 averages <sup>2</sup>				Results of 2016 Performance Trials											
				average of 8 trials				average of 4 trials				BELMONT			EXETER			ILDERTON			WOODSTOCK		
				Yield Index	Moist %	Ldg %	Test Wt Index	Yield Index	Moist %	Ldg %	Test Wt Index	Yield Index	Moist %	Ldg %	Yield Index	Moist %	Ldg %	Yield Index	Moist %	Ldg %	Yield Index	Moist %	Ldg %
3075	PRIDE Seeds	A7270G8 RIB	W B D R L O	103	23.0	2	99	100	24.0	0	99	99	24.8	0	105	22.9	0	99	23.0	1	98	25.2	0
3100	DEKALB	DKC52-84RIB	W B D R L O	99	21.3	2	98	98	22.7	0	98	97	23.6	1	101	21.6	1	97	21.9	0	95	23.7	1
3100	DEKALB	DKC53-72RIB	W B D R L O					99	21.5	0	103	101	22.0	0	100	20.7	0	96	21.0	0	101	22.2	0
3100	Horizon	HX 14229Z	W B D R O					103	24.2	1	94	96	25.1	2	101	24.8	1	110	22.6	1	104	24.2	1
3100	Legend Seeds	LS 9104 GT	R												96	23.3	1	99	23.3	3	91	24.7	4
3100	Maizex	MZ 4324SMX	W B D R L O	104	23.5	0	100	104	24.2	0	101	103	24.0	0	103	22.8	0	111	23.1	1	102	26.7	0
3100	Maizex	MZ 4343DBR	B D R O					103	24.8	0	101	108	25.2	0	103	24.5	1	103	24.3	0	97	25.3	1
3100	Maizex	MZ 4525SMX	W B D R L O	104	22.7	2	98	103	23.6	0	98	107	24.2	1	103	24.0	0	111	22.8	0	93	23.3	0
3100	NK Brand	N50D 3010	B R L					102	22.3	4	103	102	23.6	6	105	21.8	6	93	21.8	4	107	22.1	0
3100	PICKSEED	PS 3155GSX RIB	W B D R L O	104	24.5	1	101	101	26.3	0	101	99	25.6	0	104	25.2	0	101	24.9	1	101	29.4	0
3100	Pioneer	P0216AM	W B R L O	107	22.2	0	98	108	23.5	0	97	107	23.9	0	103	22.9	0	109	23.0	0	111	24.1	0
3100	Pioneer	P0496AMX	W B D R L O	100	22.1	1	101	101	22.6	2	101	102	23.1	1	102	21.1	0	107	22.0	0	95	24.0	7
3125	Country Farm	CF626	W B D R L O	97	20.9	2	101	97	21.9	1	102	91	22.1	4	96	20.8	1	98	21.2	0	103	23.5	0
3125	DEKALB	DKC53-56RIB	W B D R L O	102	22.7	0	100	99	23.2	0	100	97	24.6	0	95	22.6	0	107	22.4	1	97	23.3	0
3125	Legend Seeds	LR 9203 GENSSRIB	B D R O					93	24.4	1	100	92	24.2	1	98	23.1	2	97	23.7	1	84	26.5	0
3125	Legend Seeds	LR 9503 GENSSRIB	B D R O					96	24.2	1	99	91	24.5	1	100	22.9	0	97	23.0	1	94	26.5	1
3150	Country Farm	CF662	R	102	21.7	2	101	101	22.1	0	102	101	22.9	0	97	21.0	1	106	21.4	1	101	22.9	0
3150	DEKALB	DKC54-11RIB	B R O					100	23.0	2	99	105	23.6	0	101	22.1	1	100	22.6	0	93	23.7	6
3150	Pioneer	P0506AM	W B R L O	104	22.8	1	99	103	23.3	2	100	108	24.2	0	103	23.0	0	102	22.1	0	98	23.9	7
3175	DEKALB	DKC55-05RIB	B R O					106	24.2	0	100	108	25.5	0	107	23.1	0	108	23.2	1	102	24.9	0
3175	Legend Seeds	LR 9106 GENSSRIB	B D R O					93	26.3	0	96	98	26.9	0	90	26.0	0	98	24.9	0	87	27.4	1
3175	PRIDE Seeds	A7615G8 RIB	W B D R L O	105	23.5	1	100	106	24.7	1	100	98	25.0	1	108	24.9	1	108	24.1	1	110	24.7	0
3175	PRIDE Seeds	XP16105	B R					104	23.8	0	99	104	24.9	1	112	22.8	0	101	22.3	0	100	25.0	0
3200	Legend Seeds	LR 9608 GENSSRIB	B D R O					105	24.5	1	98	107	25.8	1	104	23.7	1	100	23.6	1	109	25.0	0
3200	Legend Seeds	LS 5608 Conv.													106	23.9	0	97	23.7	1	105	26.0	0
3200	Maizex	MZ 4676DBR	B R O	112	24.1	1	97	111	25.2	0	95	112	25.5	0	110	24.9	1	103	24.2	1	120	26.1	0
3250	DEKALB	DKC57-75RIB	W B D R L O					99	26.8	0	97	99	27.8	2	101	25.9	0	92	25.2	0	104	28.1	0
3275	DEKALB	DKC58-06RIB	W B D R L O					104	26.0	1	100	105	27.3	0	105	25.1	0	106	24.9	2	100	26.7	1
LSD (0.10) for Yield Index Points*				3				5				7			6			11			12		
Average all hybrids **				217	21.7	1	69	209	23.0	1	66	227	23.7	1	206	22.1	1	193	22.1	1	210	24.3	1

<sup>1</sup> Exeter 2015-2016, Ilderton 2015-2016, Woodstock 2015-2016, Belmont 2015-2016

<sup>2</sup> Exeter, Ilderton, Woodstock, Belmont

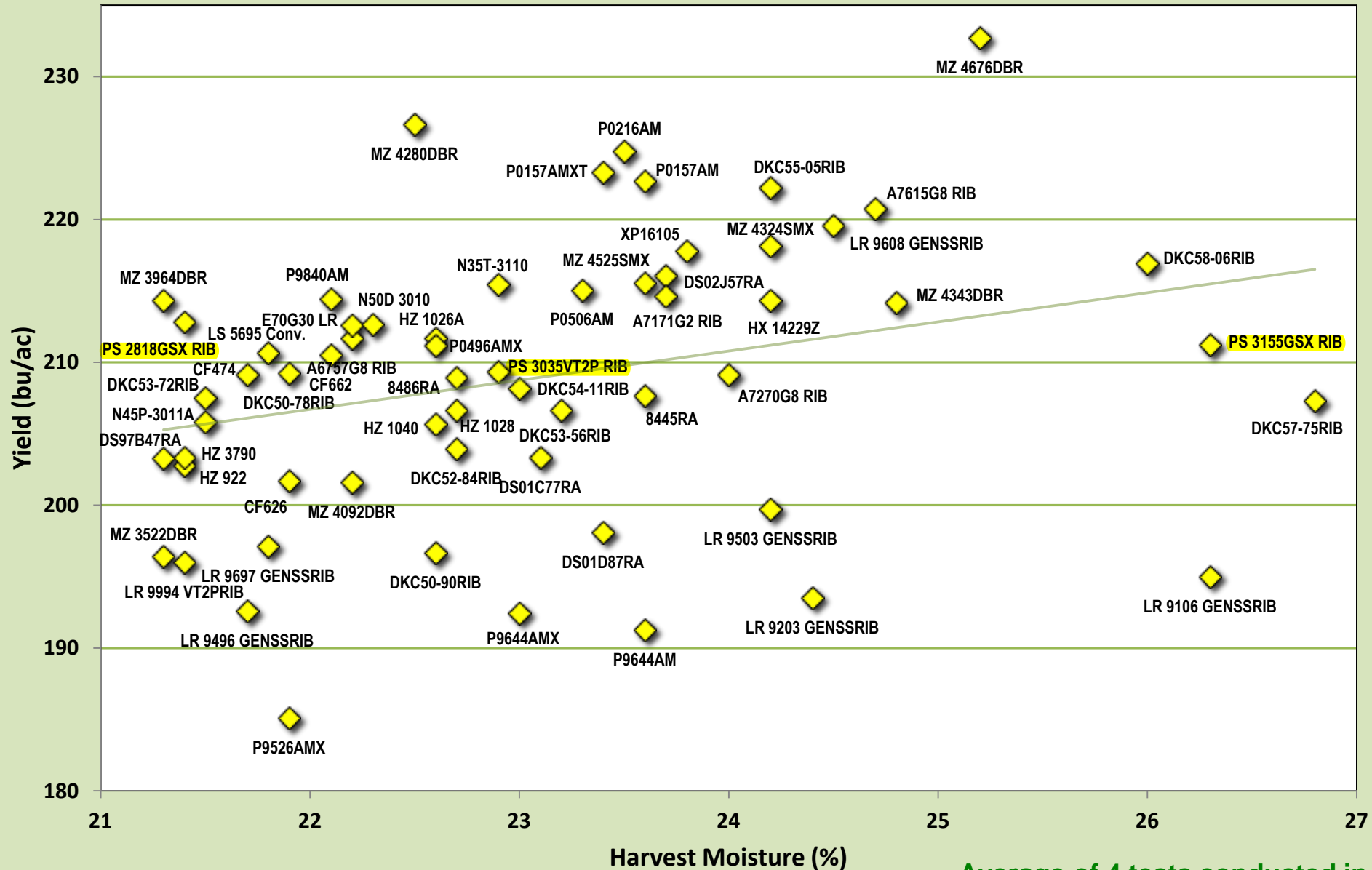
\* The LSD is a measure of variability within the trial. Yield indices that differ by an amount less than or equal to the LSD should be considered to be equal.

\*\* Average Yields are shown in bushels per acre. Average Test Weights are shown in kg/hl.

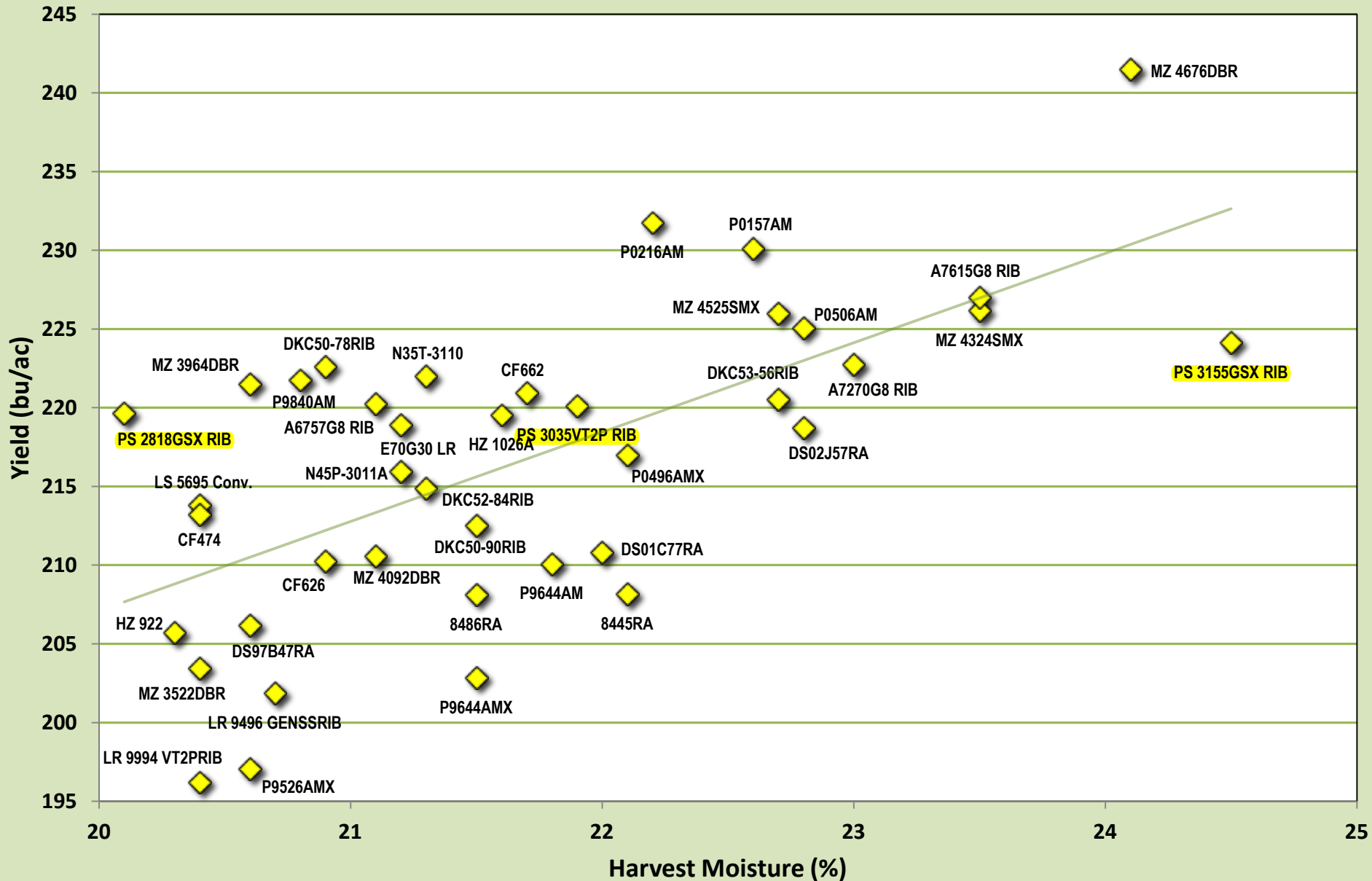
Hybrid selection should be based on the most data available. Emphasis should be put on averages from several locations and years because these provide a more accurate prediction of future performance than do single location results.

Note: The accuracy of moisture measurement decreases as moisture content increases. Results for hybrids with very high moisture contents should be interpreted with caution.

# OCC 1 Year Averages (2016) for Area 4: Exeter, Ilderton, Woodstock, Belmont.



# OCC 2 Year Averages (2015-2016) for Area 4: Exeter, Ilderton, Woodstock, Belmont.



**Table 5: Ridgetown, Tilbury, Dresden**

**2016 Ontario Hybrid Corn Performance Trials - Conducted by the Ontario Corn Committee**

CHU	Brand and/or Hybrid		Notes	2015-2016 averages <sup>1</sup>				2016 averages <sup>2</sup>				Results of 2016 Performance Trials								
				average of 6 trials				average of 3 trials				DRESDEN			RIDGETOWN			TILBURY		
				Yield Index	Moist %	Ldg %	Test Wt Index	Yield Index	Moist %	Ldg %	Test Wt Index	Yield Index	Moist %	Ldg %	Yield Index	Moist %	Ldg %	Yield Index	Moist %	Ldg %
3000	Pioneer	P0157AM	W B R L O	100	18.6	1	102	99	20.1	1	103	102	19.0	0	95	20.3	2	100	20.9	0
3050	Dow Seeds	DS01C77RA	W B D R L O	93	18.2	0	100	90	19.7	0	100	89	18.7	0	90	20.5	0	91	20.0	0
3050	Dow Seeds	DS01D87RA	W B D R L O					91	20.1	0	100	97	19.4	0	90	19.9	0	86	20.9	0
3050	Dow Seeds	DS02J57RA	W B D R L O	99	18.8	8	99	100	20.4	2	99	105	19.6	5	99	21.0	1	96	20.5	0
3050	Pioneer	P0157AMXT	W B D R L O					102	20.2	0	102	112	19.7	0	99	20.3	0	94	20.6	0
3100	Dow Seeds	8552RA	W B D R L O	95	18.4	0	100	96	20.3	0	101	96	20.0	0	91	20.1	0	101	20.7	0
3100	Maizex	MZ 4324SMX	W B D R L O	98	19.1	1	101	95	21.0	0	101	95	20.3	0	97	20.5	0	95	22.1	0
3100	Maizex	MZ 4343DBR	B D R O					93	21.5	0	101	92	20.0	0	89	21.9	0	98	22.5	0
3100	Maizex	MZ 4525SMX	W B D R L O	98	19.2	1	99	95	21.4	0	99	89	20.1	0	97	21.4	0	98	22.8	0
3100	NK Brand	N50D 3010	B R L					98	20.0	0	103	96	18.6	0	94	20.2	0	105	21.4	0
3100	Pioneer	P0216AM	W B R L O	102	18.8	1	99	101	20.7	0	99	95	19.9	0	104	20.2	0	104	22.1	0
3100	Pioneer	P0496AMX	W B D R L O	98	18.6	1	102	97	20.2	1	103	99	19.1	0	94	20.1	2	100	21.5	0
3150	Country Farm	CF662	R	95	18.1	5	101	94	19.2	1	103	89	18.6	3	94	19.0	0	100	20.0	0
3150	Dow Seeds	8521RA	W B D R L O	95	19.6	2	100	96	21.5	0	99	97	20.2	0	95	22.3	1	97	21.9	0
3150	Pioneer	P0506AM	W B R L O	104	19.0	0	101	104	20.5	0	102	103	20.3	0	103	20.6	0	105	20.6	0
3175	DEKALB	DKC55-05RIB	B R O					106	20.7	0	101	114	18.9	0	100	21.0	0	105	22.2	0
3175	Legend Seeds	LR 9106 GENSSRIB	B D R O					93	22.4	0	98	89	22.2	1	95	22.8	0	93	22.1	0
3175	PRIDE Seeds	A7615G8 RIB	W B D R L O					96	21.5	1	102	93	20.2	2	94	22.1	2	103	22.2	0
3175	PRIDE Seeds	XP16105	B R					101	21.0	0	101	108	19.6	0	99	21.4	0	97	21.9	0
3200	Country Farm	CF686	W B D R L O	100	18.5	0	99	98	20.6	0	99	96	19.5	0	100	21.1	1	96	21.2	0
3200	Dow Seeds	8598RA	W B D R L O	99	20.6	0	97	98	22.5	0	97	98	21.2	0	97	23.3	0	100	22.8	0
3200	Legend Seeds	LR 9608 GENSSRIB	B D R O					104	21.6	0	100	103	20.1	0	105	22.8	0	105	22.0	0
3200	Maizex	MZ 4676DBR	B R O	106	19.7	4	99	106	21.7	3	99	103	20.6	7	114	21.5	1	101	23.0	0
3200	Maizex	MZ 467X						109	21.8	1	99	110	20.7	1	108	22.3	1	107	22.3	0
3250	DEKALB	DKC57-75RIB	W B D R L O	97	20.3	4	99	94	22.7	0	98	92	22.3	1	96	23.5	1	94	22.2	0
3250	Dow Seeds	8652RA	W B D R L O					98	21.6	0	99	95	20.9	0	98	21.2	1	100	22.6	0
3250	Pioneer	P0825AM	W B R L O					110	21.5	0	98	107	20.8	0	114	21.4	1	110	22.2	0
3250	PRIDE Seeds	A7790G8 RIB	W B D R L O	100	20.0	2	103	98	21.8	0	102	96	20.7	0	99	22.1	0	100	22.5	0
3275	DEKALB	DKC58-06RIB	W B D R L O					102	22.7	0	100	103	21.8	0	102	23.0	0	101	23.2	0
3300	Country Farm	CF747	W B D R L O	99	19.7	3	101	100	21.8	2	100	104	20.6	4	99	22.2	2	96	22.7	0
3300	Pioneer	P0825AMXT	W B D R L O					105	22.6	0	97	104	21.8	1	106	21.9	0	104	24.2	0
3350	Country Farm	CF762	R	99	20.4	1	102	100	22.2	1	102	95	21.2	2	105	22.5	0	99	22.7	0
3350	Dow Seeds	8695RA	W B D R L O	97	21.1	5	96	100	22.8	0	95	104	21.2	1	102	22.3	0	95	25.0	0
3350	Maizex	MZ 5103SMX	W B D R L O	102	20.7	1	101	103	23.0	0	101	99	22.1	0	105	22.3	0	103	24.7	0
3350	Maizex	MZ 5111DBR	B R O	105	21.4	2	99	103	23.0	1	99	105	21.4	3	103	23.4	1	100	24.2	0
3375	NK Brand	N66V 3000GT	B D R L	101	20.4	4	102	102	23.2	0	100	97	21.3	1	111	22.4	0	96	26.1	0
3375	PRIDE Seeds	A8177G2 RIB	B R O	105	21.0	1	100	104	23.0	1	100	104	22.8	1	101	23.7	2	108	22.4	0
3400	Pioneer	P1197AMXT	W B D R L O	104	21.8	1	97	106	23.0	0	97	109	22.5	0	105	23.4	0	104	23.1	0
3400	PRIDE Seeds	A8303G8 RIB	W B D R L O	109	23.5	0	100	112	25.1	0	100	116	24.0	0	108	25.0	0	112	26.3	0
LSD (0.10) for Yield Index Points*				3				5				9			6			8		
Average all hybrids **				245	19.8	2	71	240	21.5	0	68	234	20.6	1	254	21.7	0	232	22.4	0

<sup>1</sup> Ridgetown 2015-2016, Tilbury 2015-2016, Dresden 2015-2016

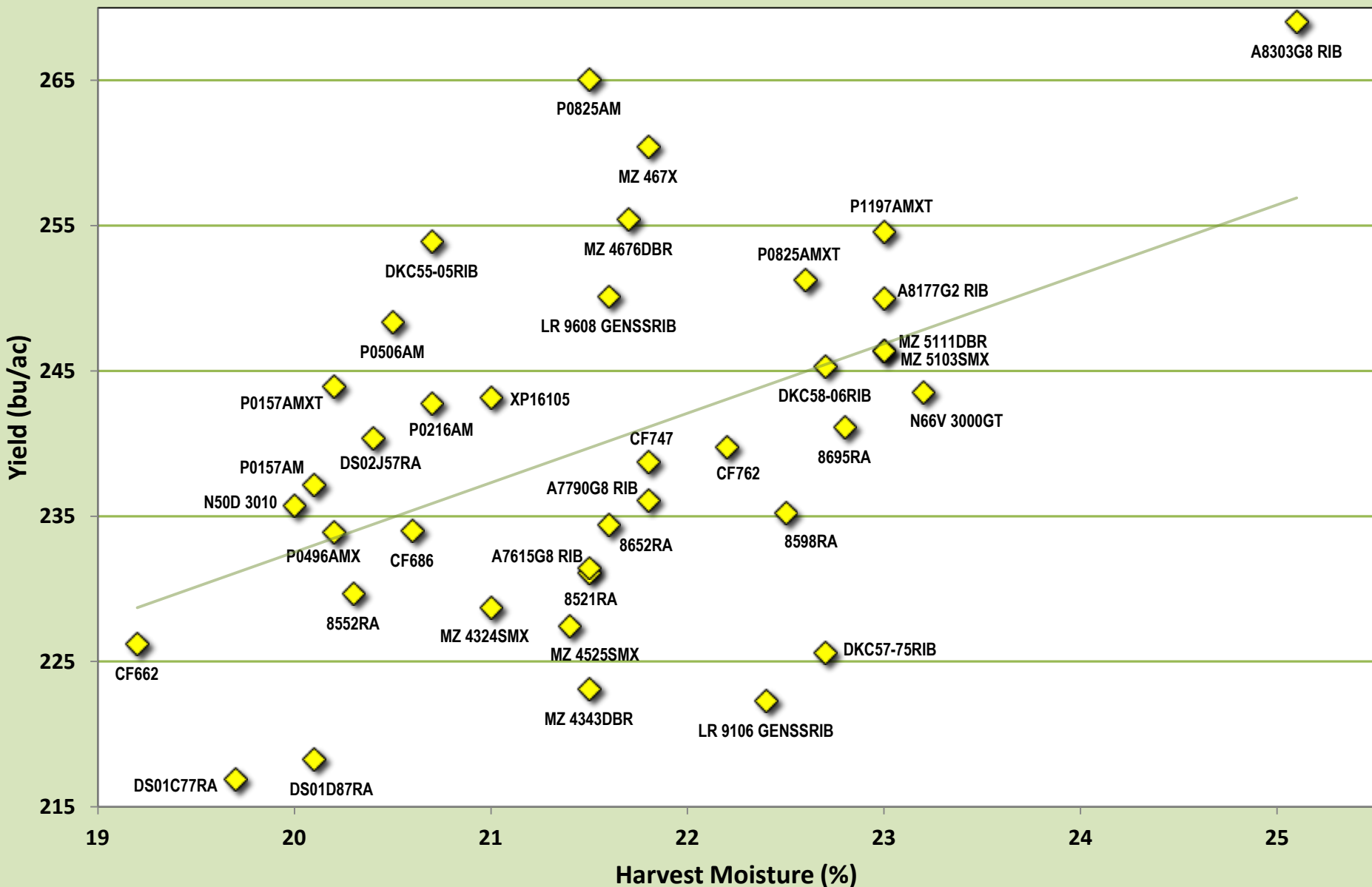
<sup>2</sup> Ridgetown, Tilbury, Dresden

\* The LSD is a measure of variability in the trial. Yield indices that differ by an amount less than the LSD should be considered to be equal.

\*\* Average Yields are shown in bushels per acre. Average Test Weights are in kg/hl.



# OCC 1 Year Averages (2016) for Area 5: Ridgetown, Tilbury, Dresden.



# OCC 2 Year Averages (2015-2016) for Area 5: Ridgetown, Tilbury, Dresden.

